

www.vincent.it

GLASS BUSINESS UNIT

Architectural & technical
Catalogue 2022
EN

GLASS

Vincent[®]
TOOLS FOR QUARTZ INDUSTRIES

 SURFACES GROUP



YES WE CARE

CREATING VALUE IN HARMONY
WITH NATURE.

Sostenibilità e soluzioni avanzate sono il mind set di Surfaces Group che ha intrapreso una politica industriale all'insegna della sostenibilità

Sustainability and leading-edge solutions make up the mindset of Surfaces Group which implements an industrial policy based on sustainability.

Alcuni importanti progetti già concretizzati:

Important projects already successfully carried through:

- **Le Mole Free Dry di ADI** per la squadratura a secco. Permettono sia il riutilizzo delle polveri originate dalle lavorazioni per la formulazione di nuovi impasti, sia un più facilitato smaltimento degli scarti.
- **ECOS di International Chips**, rivoluziona la vibrofinitura con la tecnologia a secco, per trattare ogni tipologia di materiale senza l'utilizzo dell'acqua.
- La **Linea IQ Luna Abrasivi** comprende mole abrasive di ultima generazione per superfici in agglomerato realizzate con un processo produttivo a basso consumo energetico.
- **Certificazione VOC Free per i trattamenti Gloss e Supergloss di Nocoat** che attesta l'assenza di formaldeide, benzene ed altri composti organici volatili nocivi per l'ambiente e le persone
- **Le mole Vincent HALO: ridotte emissioni di CO2 nell'aria** Grazie al corpo riciclabile in bronzo ed al volume e peso ridotto, le mole HALO usa e getta per vetri auto contribuiscono a ridurre la CO2 generata dai trasporti.
- **Un protocollo interno di "Buone regole"** per il riciclo e il contenimento dei consumi durante la nostra quotidiana vita in azienda. Molto si potrà e si dovrà ancora fare, ma Surfaces Group ha iniziato il suo cammino impegnativo ma necessario per invertire la rotta e promuovere uno sviluppo economico eco sostenibile.

- **ADI Free Dry Grinding Wheels** for dry squaring. They enable both the reuse of powders generated by processing for the production of new mixes and easier waste disposal.
- **ECOS by International Chips**, a revolutionary technology for dry vibratory mass surface finishing, for any type of material. It simplifies the processing cycle and improves efficiency, enabling water saving and sludge reduction.
- The **Luna Abrasivi IQ Line** comprises new-generation grinding wheels for agglomerate surfaces, manufactured using an energy-saving production process.
- **VOC Free certification for the NoCoat Gloss and Supergloss** treatments, certifying the absence of formaldehyde, benzene and other volatile organic compounds harmful for the environment and people.
- **VINCENT HALO wheels: CO2 reduction** Due to their recyclable core, their light weight and volume, HALO single use wheels contribute to the reduction of CO2 emissions caused by transportation.
- **An in-house "Good Practices"** protocol for recycling and resource saving during daily life within the organisation. A great deal more can and must be done, but Surfaces Group has started out on the demanding but essential path to transformational change, and the promotion of eco-sustainable economic growth.





IDENTITÀ DI GRUPPO
GROUP IDENTITY

Surfaces Group
Absolute finishing

Surfaces Group è leader italiano nel mondo per la produzione di soluzioni integrate per tutte le lavorazioni di finiture di ceramica, pietra, marmo, vetro, agglomerati, anticipando le tendenze future e offrendo soluzioni complete grazie alla sinergia di marchi di eccellenza che rappresentano il meglio del Made in Italy: Surfaces Technological Abrasives, ADI, NoCoat, International Chips, Luna Abrasiv, RBM e Vincent.

Made in Italy | Knowhow tecnologico, alta qualità delle materie prime e innovazione al servizio al cliente.

Presenza Internazionale | Operiamo direttamente per essere autentici partner.

Tecnologia e Innovazione | Studio di nuove soluzioni anticipando le esigenze di un mercato in continua evoluzione.

Soluzioni Tailor-Made | Eccellenti finiture su ogni tipologia di materiale studiate su misura grazie ad una ricerca costante.

Surfaces Group is Italian leader worldwide in the production of integrated solutions in finishing processes for ceramics, glass, stone, engineered stone, keeping ahead of future trends and offering complete solutions, thanks to the synergy of brands of excellence representing the best of Italian output: Surfaces Technological Abrasives, ADI, NoCoat, International Chips, Luna Abrasiv, RBM, Vincent.

Made in Italy | Technological know-how, high quality raw materials and innovation to our customers service.

International Presence | We operate directly enabling us to be an authentic partner.

Technology and Innovation | The research of new solutions, anticipating the needs of a continuous evolving market.

Tailor-Made solutions | Excellent finishes for any type of material, tailor-made thanks to constant research.

tecnologia italiana
innovazione
competenza
ricerca
esperienza
presenza mondiale
soluzioni su misura

Italian technology
innovation
know-how
research
experience
worldwide presence
custom solutions

Filiali dirette
Direct subsidiaries

10

Settori chiave
Key sectors

5

Siti produttivi
Production sites

12

Dipendenti
Employees

800

Paesi serviti
Countries served

70

more brands one group





Chi siamo *Who we are*

Dal 1974 VINCENT produce utensili diamantati per il taglio, la molatura e la levigatura di pietra naturale, agglomerato, vetro e piastrelle in ceramica.

La nostra organizzazione, che comprende siti produttivi in Italia e in Asia, conta attualmente oltre 300 risorse altamente qualificate e una presenza commerciale in oltre 70 paesi, servendo più di 1400 clienti in tutto il mondo.

LA NOSTRA MISSIONE: ESSERE SEMPRE AL TUO FIANCO

I nostri clienti ci riconoscono per la qualità e la costanza delle prestazioni dei nostri utensili.

Questo riconoscimento è frutto di un percorso che ci vede impegnati da oltre 50 anni nella ricerca di soluzioni tecniche avanzate per elaborare prodotti innovativi e performanti. Più che fornitori ci piace definirci partner, parte attiva nel processo produttivo del cliente. Accompagniamo il cliente nell'applicazione, per aiutarlo nella definizione dell'utensile più adatto alle sue esigenze. L'obiettivo è ottenere la migliore soluzione possibile per la gestione del processo produttivo del cliente.

VINCENT has been a leading manufacturer of diamond tools since 1974: tools that are used for cutting and grinding, as well as polishing natural stone, quartz agglomerate, glass and ceramic tiles.

Our organization, which includes production sites in Italy and Asia, currently counts over 300 highly qualified employees and a sales force present in over 70 countries, serving more than 1400 customers around the world.

OUR MISSION: TO ALWAYS BE AT YOUR SIDE

Our customers value us for the quality and consistency in the performance of our tools.

This recognition is thanks to our quest over the past 50 years to find advanced technical solutions to develop innovative and performance geared products. More than just a supplier, we like to distinguish ourselves as partners, an active part of our clients' production process. We work together with our customers to apply and help define the tool most suited to their needs. The goal is to get the best possible solution to manage the customer's entire production process.

Vincent[®]
TOOLS FOR QUARTZ INDUSTRIES



SURFACES GROUP

Una storia segnata dall'innovazione

History marked by innovation

1974

Nel 1974, a Thiene, cittadina dell'Alto Vicentino, venne fondata VINCENT, azienda che si specializzò produzione di utensili diamantati per il taglio, la molatura e la levigatura di pietra naturale, agglomerato, vetro e piastrelle in ceramica.

VINCENT was founded in Thiene, a small town in the Northeast of Italy, in 1974. The company is specialized in the production of diamond tools for cutting, grinding and polishing stone, natural stone, quartz agglomerate, glass and ceramic tiles.

1994

A vent'anni dalla fondazione, nel 1994, VINCENT suscitò l'interesse della famiglia austriaca Swarovski, che acquisì l'azienda facendola entrare nel gruppo TYROLIT, produttore di abrasivi. TYROLIT rafforzò la sua presenza nel mondo degli utensili per pietra naturale ed debuttò nei settori della produzione di utensili per ceramica e vetro. Negli anni, le innovazioni sono state molteplici, andando a coprire tutte le applicazioni per la lavorazione della pietra naturale, partendo dal filo usato nella cava, agli utensili per la lucidatura dei top cucina fino ai settori contigui, quali pietra agglomerata, ceramica, vetro, vetro auto e ottica.

Twenty years after its foundation, in 1994, VINCENT caught the attention of the Austrian Swarovski family, who acquired the company and brought it into the TYROLIT group, manufacturers of abrasives. TYROLIT thus enforced its presence in the world of natural stone, and made its debut in ceramics and glass tools. Over the years, there have been many innovations, covering all applications for the processing of natural stone: starting from wire used in the quarry, to tools for polishing everything from kitchen tops to adjoining sectors, such as agglomerated stone, ceramic, glass, and automotive and optical glass.

2021

Nel 2021 la divisione Quartz Industries è uscita dal gruppo TYROLIT entrando a far parte del gruppo Surfaces recuperando lo storico marchio "VINCENT", arricchito dalla tagline "Tools for Quartz industries", dando evidenza al quarzo, il minerale maggiormente diffuso sulla Terra, che è contenuto in ognuno dei materiali lavorati con gli utensili Vincent: pietra naturale, agglomerato, vetro e ceramica.

In 2021, the Quartz Industries division left the TYROLIT group to become part of Surfaces group, reviving the historical "VINCENT" brand, enhanced by the tagline "Tools for Quartz industries". With an emphasis on quartz, the most widespread mineral on Earth, it is contained in each of the materials worked by Vincent tools: natural stone, agglomerate, glass and ceramic.



Scopri l'evoluzione

Discover the evolution



Competenza & esperienza Il vostro partner professionale

Competence & experience Professional partner on equal terms

Dal 1974 VINCENT produce utensili diamantati per il taglio, la molatura e la levigatura di pietra naturale, agglomerato, vetro e piastrelle in ceramica. La nostra organizzazione, che comprende siti produttivi in Italia e in Asia, conta attualmente oltre 300 risorse altamente qualificate e una presenza commerciale in oltre 70 paesi, servendo più di 1400 clienti in tutto il mondo.

VINCENT has been a leading manufacturer of diamond tools since 1974: tools that are used for cutting and grinding, as well as polishing natural stone, quartz agglomerate, glass and ceramic tiles. Our organization, which includes production sites in Italy and Asia, currently counts over 300 highly qualified employees and a sales force present in over 70 countries, serving more than 1400 customers around the world.

LA NOSTRA MISSIONE: ESSERE SEMPRE AL TUO FIANCO *OUR MISSION: TO ALWAYS BE AT YOUR SIDE*

I nostri clienti ci riconoscono per la qualità e la costanza delle prestazioni dei nostri utensili.

Questo riconoscimento è frutto di un percorso che ci vede impegnati da oltre 50 anni nella ricerca di soluzioni tecniche avanzate per elaborare prodotti innovativi e performanti. Più che fornitori ci piace definirci partner, parte attiva nel processo produttivo del cliente. Accompagniamo il cliente nell'applicazione, per aiutarlo nella definizione dell'utensile più adatto alle sue esigenze. L'obiettivo è ottenere la migliore soluzione possibile per la gestione del processo produttivo del cliente.

Our customers value us for the quality and consistency in the performance of our tools.

This recognition is thanks to our quest over the past 50 years to find advanced technical solutions to develop innovative and performance geared products. More than just a supplier, we like to distinguish ourselves as partners, an active part of our clients' production process. We work together with our customers to apply and help define the tool most suited to their needs. The goal is to get the best possible solution to manage the customer's entire production process.

VINCENT

A global partner for all applications in the glass industry

Un partner globale per tutte le lavorazioni dell'industria del vetro

Automotive & Technical glass

Vetro Tecnico
e Automotive

Flat Glass

Vetro Piano

Cutting & De-coating


Taglio & Rimozione
Basso Emissivo

CNC tooling

Utensili CNC

Optics

Ottica



Innovazioni per la lavorazione del vetro

Milestones for glass industry

L'innovazione può avvenire solo sviluppando costantemente qualcosa di nuovo che serve all'intero settore. Nella lavorazione del vetro VINCENT gioca un ruolo attivo nello sviluppo dell'innovazione e i risultati ottenuti lo dimostrano nel lavoro quotidiano dei clienti in tutto il mondo.

Innovation leadership can only be achieved by constantly coming up with something new that serves the whole branch. In Glass Industry VINCENT plays an active role in developing innovation and the impressive milestones show it in the daily work of the customers all over the world.



1979

VINCENT è il principale produttore di plateau lucidanti per vetro. *VINCENT is leader supplier of polishing plateau for glass.*



1992

VINCENT sviluppa il sistema frangiflutti per macchine bisellatrici rettilinee. *VINCENT develops breakwater system for straight bevelling machines.*



2002

VINCENT presenta le mole a tazza resinoidi a lunga durata. *VINCENT introduces long life resin cup wheels.*



2010

VINCENT crea nuove specifiche per molatura del vetro auto ad alte velocità. *VINCENT creates new specifications for high speed automotive edge grinding.*



2013

VINCENT introduce mole periferiche ad alta velocità per vetro solare. *VINCENT presents high speed peripheral wheels for solar glass.*



2014

VINCENT presenta HALO, la prima mola usa e getta per vetro auto. *VINCENT introduces the first single-use automotive wheel: HALO.*



2017

VINCENT crea una nuova mola periferica chiamata HYLAS. *VINCENT creates a new peripheral wheel named HYLAS.*



2018

VINCENT propone STARFLEX, il set universale di mole a tazza metalliche e resinoidi per macchine bilaterali. *VINCENT presents STARFLEX the universal set of metal and resin cup wheels for flat edge processing of float and laminated glass.*



2019

VINCENT lancia SAVA-ACTIVE, stick abrasivi per la rinvivatura di mole nel settore vetro auto. *VINCENT introduces SAVA-ACTIVE abrasive sticks for dressing grinding wheels in the automotive glass industry.*

PATENTED



2020

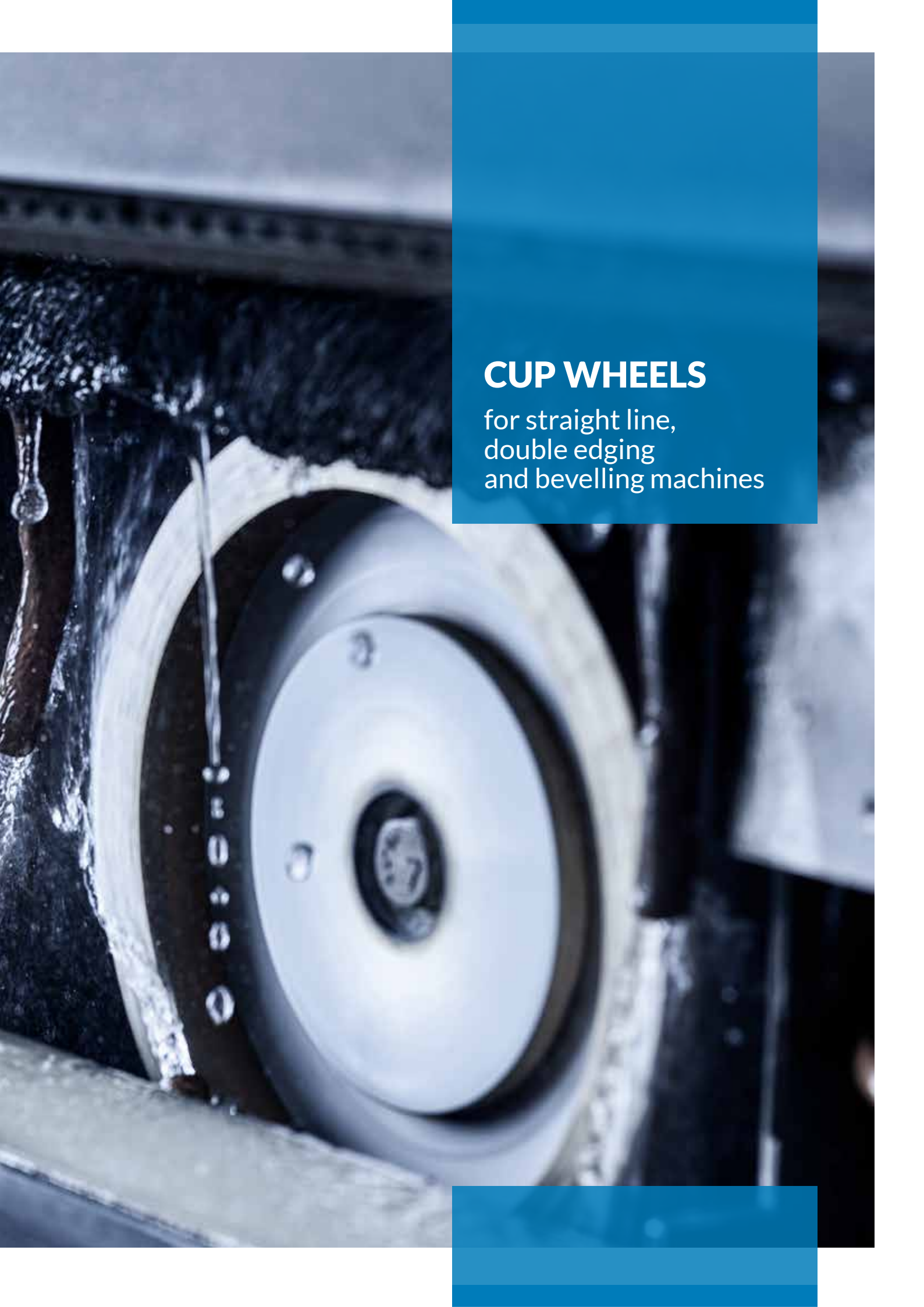
VINCENT rilascia REVERSE, mole a settori con intagli per vetro laminato. *VINCENT creates REVERSE - segmented and slotted wheels for laminated glass grinding.*

PATENTED

Content	Page
Cup wheels for straight line, double edging and bevelling machines	10
Legend - Cup wheel definition for machines layout	13
Products and prices summary	14
Machine manufacturers :	
Baudin	17
Bavelloni - Neptun - Glaston	19
Benteler	23
Besana	24
Bottero - Ada - Fmf - Cau - Zafferani	27
Bovone	30
Cms - Delta Progetti	32
Intermac (Busetti)	35
Lattuada	36
Schiatti	38
Suntech	41
Peripheral wheels for double edging machines	42
Hylas	44
Standard Ø175	46
Standard Ø200	47
Tools for CNC machines	48
milling cutters	50
Routers and wheels Ø14mm	51
Wheels Ø25mm	52
Wheels Ø100mm	54
Wheels Ø120mm	56
Wheels Ø150mm	58
Wheels Ø200mm	60
REVERSE	62
Polishing wheels for CNC	64
Grooving wheels - Shape V Ø140mm & Ø150mm	65
Special Tools for specific machines :	67
CMS Brembana - Vertec & Profile	68
Forel - "EG01" & "EG02"	69
Forvet - Francesca	70
Intermac - Vertmax	71
Lisec	72
Systron - esX	73

Content	Page
Drilling Tools	74
Drilling Tools - Application recommendations	76
Core Drills - Countersink	78
Core Drills with mobile countersink	80
Spare parts	84
Dressing sticks for drilling station	85
Cutting and De-coating	86
Cutting tools	88
Wheels for de-coating	89
General	90
Product list - Drawing number	90
Product list - SYSNR	92







CUP WHEELS

for straight line,
double edging
and bevelling machines

Legend

- SMS:** internal or external slots
T: thickness of the wheel
X: height of the diamond band
W: width of the diamond band
W-X: band size
H: bore \varnothing
Gr. : grit
cont. band: continuous band
 : anticlockwise
 : clockwise

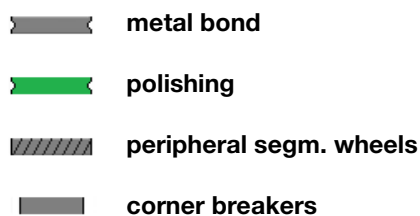
Cup wheel definition for machines layout







ARRIS:



PERIPHERAL WHEELS :







Metal bond cup wheels



Ø	Diamond band	Material	Bond
150 mm STRAIGHT LINE & DOUBLE EDGING			
	36 segm. 30° - 14x6	Laminated / float - Var.angle shaft (45°)	B6 / BN
	32 segm. - 15x6	Laminated / float	B6 / BN
	32 segm. - 15x6	Laminated / float	AG5
	Z32 segm. - 15x5	Laminated / float	HS
	20 segm. - 12x6	Laminated / float	BN
	internal SMS - external SMS - 8x8	Laminated / float	B6
	10 slots - 8x8	Laminated / float	B6
	10 slots - 10x10	Laminated / float	B6
	10 slots - 10x6	Laminated / float	AG5
	cont. band - 8x8	Float	B6
	cont. band - 10x10	Float	B6
	cont. band - 10x6	Float	AG5
175 mm DOUBLE EDGING			
	32 segm. - 15x10 STARFLEX	Laminated / float	WTB
	internal SMS - 8x8	Laminated / float	B6
	internal SMS - 8x8	Laminated / float	AG5
	12 slots - 10x6	Laminated / float	AG5
	cont. band - 10x6	Float	AG5
ARRIS			
	100 mm	cont. band - 10x5	KN
	125 mm	cont. band - 10x6	KN
	130 mm	cont. band - 10x5 / 10x6	KN
	150 mm	cont. band - 8x5	KN
	175 mm	cont. band - 20x8	KN
BEVELLING			
	150 mm	external SMS - 8x8	B6
	150 mm	cont. band - 10x5 / 10x12	B6
	185 mm	cont. band - 5x12	B6

* : items with grey lettering are only available on request

Resin bond cup wheels


Ø	Diamond band	Material	Bond
	150 mm STRAIGHT LINE & DOUBLE EDGING		
	16 slots - 15x10	Laminated / float	B94
	internal SMS - 15x10	Laminated / float	B94
	internal SMS - 20x10	Laminated / float	B94/MPZ
	cont. band - 15x10	Float	B94
	cont. band - 15x12	Float	B94/MPZ
	cont. band - 10x5	Float	BK
	175 mm DOUBLE EDGING		
	20 segm. - 20x10mm STARFLEX	Laminated / float	BSTAR
	internal SMS - 15x10	Laminated / float	B94
	cont. band - 10x5	Float	BK
ARRIS			
	100 mm	cont. band - 10x5	AR
	100 mm	cont. band - 10x5	BK
	125 mm	cont. band - 10x5	AR
	125 mm	cont. band - 10x5	BK
	130 mm	cont. band - 10x5	AR
	130 mm	cont. band - 10x5	BK
	150 mm	cont. band - 10x5	AR
	150 mm	cont. band - 10x5	BK
	175 mm	cont. band - 15x10	AR
BEVELLING			
	150 mm	internal SMS - 15x10	B94/MPZ
	150 mm	cont. band - 12x10 / 10x12	B94/MPZ
	150 mm	cont. band - 15x12	B94/MPZ
	185 mm	cont. band - 10x14	MPZ


Cerium cup wheels

Ø		Material	Bond
	150 mm STRAIGHT LINE & DOUBLE EDGING		
	Cerium cup wheel	Laminated / float	CE-200
	Cerium ring	Laminated / float	CE-200
	170 mm STRAIGHT LINE & DOUBLE EDGING		
	Cerium cup wheel	Laminated / float	CE-200
	Cerium ring	Laminated / float	CE-200


BAUDIN

Straight grinding machines for flat edge Ø150mm



**METAL BOND CUP WHEELS Ø 150MM**

Type	T	H	W x X	Bond	Drawing	Sysnr /gr.						
						100	120	140	170	200	230	270
												
36 segm.	35	40	14x6	B6	422131		34013766	34013767		34013768		
32 segm.	35	40	15x6	B6	422136	34013769	34013770	34008083	34009467			
32 segm.	35	40	15x6	BN	422136		34009067			34009068		
internal SMS	35	40	8x8	B6	422128				34013781	34013782	34009065	
cont. band	35	40	8x8	B6	422125				34013783	34013784	34008080	34013785

RESIN BOND CUP WHEELS Ø 150MM


Type	T	H	W x X	Bond	Drawing	Sysnr /gr.						
						170	200	230	270	325	43	30
												
internal SMS	40	40	15x10	B94	425797			34013777				
cont. band	40	40	10x5	BK	425336					34013778		


ARRIS

Type	Ø	T	H	W x X	Bond	Drawing	Sysnr /gr.					
							170	200	230	270	325	400
												
Metal	130	35	40	10x6	KN	422137				34013786		
Metal	150	35	40	8x5	KN	422130				34008082	34009066	
												
Resin	150	40	40	10x5	BK	425336				34013778		


BAVELLONI - NEPTUN - GLASTON

Straight grinding machines for flat edge Ø150mm



**METAL BOND CUP WHEELS Ø 150MM**

Type	T	H	W x X	Bond	Drawing	Sysnr /gr.						
						100	120	140	170	200	230	270
 36 segm.	34	40	14x6	B6	422236	703711	34009471	34009079			34009080	
32 segm.	34	40	15x6	B6	422247	664529	34008106	34009081	34009082		34009083	
Z32 segm.	34	40	15x5	HS	422345	34013969	34013957	34013970				
20 segm.	34	40	12x6	BN	422224	34013515	34013516	34013517	34013518			
internal SMS	34	40	8x8	B6	422225		626563	34008100	34009582	34009077	34009470	34009078
10 slots	32	40	10x10	B6	422862		34008176	34013519	34009124		34009125	
10 slots	32	40	10x6	AG5	422858		34008175		34009122	34304148	34009123	34304149
cont. band	32	40	10x10	B6	422222	574904	577832		34053726	34008098	34013116	34053727


RESIN BOND CUP WHEELS Ø 150MM

Type	T	H	W x X	Bond	Drawing	Sysnr /gr.						
						170	200	230	270	325	43	30
 16 slots	38	40	15x10	B94	425566			34013520				
internal SMS	43	40	15x10	B94	425536			34013521				
cont. band	33	40	10x5	BK	425018		596665			34008230		

ARRIS

Type	Ø	T	H	W x X	Bond	Drawing	Sysnr /gr.					
							170	200	230	270	325	400
 Metal	100	23	40	10x5	KN	422234				626564		
Metal	130	31	40	10x5	KN	422840				34008169		
 Resin	100	24	40	10x5	AR	425773					34008481	
Resin	130	39	40	10x5	AR	425790					34008322	
Resin	150	33	40	10x5	AR	425018					577844	


CERIUM CUP WHEELS

Type	Ø	H	Drawing	Sysnr /gr.
 Cerium cup wheel	150	40	425806	34284915
Cerium ring	150	-	946461	34294740


BAVELLONI - GLASTON

Double edging machines Ø175mm




**PERIPHERAL SEGM. WHEELS**

Type	Ø	T	H	Bond	Drawing	Sysnr /gr.
						120
58 segm.	175	30	40	BN	455032	34036563
20 segm.	200	40	70	BN	456059	34053102
70 segm.	200	40	70	BN	456067	34227911



METAL BOND CUP WHEELS Ø 175MM - STARFLEX

Type	T	H	W x X	Bond	Drawing	Sysnr /gr.
						100 120 140 170 200 230 270
36 segm. 12°	39	40	15x10	WTB	422675	34316074
36 segm. 0°	39	40	15x10	WTB	422676	34316075


RESIN BOND CUP WHEELS Ø 175MM - STARFLEX

Type	T	H	W x X	Bond	Drawing	Sysnr /gr.
						170 200 230 270 325 43 30
20 segm. 	50	40	20x10	BSTAR	425244	34316567
20 segm. 	50	40	20x10	BSTAR	425245	34316568


ARRIS

Type	Ø	T	H	W x X	Bond	Drawing	Sysnr /gr.
							170 200 230 270 325 400
Metal	100	23	40	10x5	KN	422234	626564
Metal	130	31	40	10x5	KN	422840	34008169
							
Resin	100	24	40	10x5	AR	425773	34008481
Resin	130	39	40	10x5	AR	425790	34008322
Resin	150	33	40	10x5	AR	425018	577844

CERIUM CUP WHEELS


Type	Ø	H	Drawing	Sysnr /gr.
				
Cerium cup wheel	150	40	425806	34284915
Cerium ring	150	-	946461	34294740

CORNER BREAKERS

Type	Ø	T	H	Drawing	Sysnr /gr.
					230
Metal	50	25	15	431253	34239761

BAVELLONI - NEPTUN - GLASTON

Bevelling Machines Ø150mm

**METAL BOND CUP WHEELS Ø 150MM**

Type	T	H	W x X	Bond	Drawing	Sysnr /gr.							
						100	120	140	170	200	230	270	
external SMS	41	40	8x8	B6	420628	34009052	453287	453288	34013527				
cont. band	44	40	5x10	B6	420137	300838	485787	575290					

RESIN BOND CUP WHEELS Ø 150MM


Type	T	H	W x X	Bond	Drawing	Sysnr /gr.						
						170	200	230	270	325	43	30
internal SMS	43	40	20x10	B94	425565	34009358	34013530	34009359			34009360	34008306
internal SMS	43	40	20x10	MPZ	425565						34013533	34011871

METAL BOND PENCIL EDGE WHEELS Ø 175MM

Glass	T	H	Bond	Drawing	Sysnr /gr.			
					140	170	200	230
C4	25	25	TP48	404370				
C6	20	90	TP48	409175				

BAVELLONI PRISMA 75

Bevelling Machines Ø185mm

**METAL BOND CUP WHEELS Ø 185MM**

Type	T	H	W x X	Bond	Drawing	Sysnr /gr.						
						100	120	140	170	200	230	270
cont. band	42	40	5x12	B6	420497	34013536						
cont. band	42	40	5x12	B6	420500				34013537	485791	34013538	


RESIN BOND CUP WHEELS Ø 185MM

Type	T	H	W x X	Bond	Drawing	Sysnr /gr.						
						100	120	140	170	200	230	270
cont. band	43	40	10x14	MPZ	425009		485801	485802	34013539		485803	485804




BENTELE

Double edging machines Ø175mm



**METAL BOND CUP WHEELS Ø 175MM - STARFLEX**

Type	T	H	W x X	Bond	Drawing	Sysnr /gr.						
						100	120	140	170	200	230	270
36 segm. 7°	34	68	15x10	WTB	422673		34302244					
36 segm. 3°	34	68	15x10	WTB	422674				34302245			


RESIN BOND CUP WHEELS Ø 175MM - STARFLEX

Type	T	H	W x X	Bond	Drawing	Sysnr /gr.						
						170	200	230	270	325	43	30
20 segm. 	35	68	20x10	BSTAR	425236				34315714			
20 segm. 	35	68	20x10	BSTAR	425237				34315715			

ARRIS


Type	Ø	T	H	W x X	Bond	Drawing	Sysnr /gr.					
							170	200	230	270	325	400
Metal	175	28	68	20x8	KN	422328					708296	
												
Resin	175	28	68	15x10	AR	425153					34008255	


CERIUM CUP WHEELS

Type	Ø	H	Drawing	Sysnr /gr.	
					
Cerium cup wheel	170	68	425801	34279237	
Cerium ring	170	-	946462	34294751	


BESANA

Straight Line & Double Edging Ø150mm



**METAL BOND CUP WHEELS Ø 150MM**

Type	T	H	W x X	Bond	Drawing	Sysnr /gr.							
						100	120	140	170	200	230	270	
													
36 segm.	40	25	14x6	B6	422110	34013838	34009064	34013839	34013841		34013840		
32 segm.	40	25	15x6	B6	422105	34013829	34008077		34009058		34009059		
Z32 segm.	40	25	15x5	HS	422141		34013843		34013844				
20 segm.	40	25	12x6	BN	422103	34013825	300883						
internal SMS	40	25	8x8	B6	422107			34013833	34008078	34013835	34009063		
10 slots	40	25	10x6	AG5	422826				34010770				34010499
cont. band	40	25	8x8	B6	422096			34014972	579364	34014973	579365		


RESIN BOND CUP WHEELS Ø 150MM

Type	T	H	W x X	Bond	Drawing	Sysnr /gr.							
						170	200	230	270	325	43	30	
													
internal SMS	40	25	15x10	B94	425754			34008314					
cont. band	40	25	10x5	BK	425129					34011825			

ARRIS


Type	Ø	T	H	W x X	Bond	Drawing	Sysnr /gr.						
							170	200	230	270	325	400	
													
Metal	125	40	25	10x6	KN	422123					300887		
													
Resin	125	40	25	10x5	AR	425326						478449	
Resin	125	40	25	10x5	BK	425326						34009355	


CERIUM CUP WHEELS

Type	Ø	H	Drawing	Sysnr /gr.
				
Cerium cup wheel	150	25	425803	34284914
Cerium ring	150	-	946461	34294740




BESANA

Double edging machines Ø175mm



**METAL BOND CUP WHEELS Ø 175MM - STARFLEX**

Type	T	H	W x X	Bond	Drawing	Sysnr /gr.						
						100	120	140	170	200	230	270
36 segm. 12°	34	25	15x10	WTB	420744		34316039					
36 segm. 0°	34	25	15x10	WTB	420745				34316040			

RESIN BOND CUP WHEELS Ø 175MM - STARFLEX


Type	T	H	W x X	Bond	Drawing	Sysnr /gr.						
						170	200	230	270	325	43	30
20 segm. 	39	25	20x10	BSTAR	425373				34316247			
20 segm. 	39	25	20x10	BSTAR	425374				34316248			


ARRIS

Type	Ø	T	H	W x X	Bond	Drawing	Sysnr /gr.					
							170	200	230	270	325	400
Metal	125	40	25	10x6	KN	422123						300887
												
Resin	125	40	25	10x5	AR	425326						478449
Resin	125	40	25	10x5	BK	425326						34009355


BOTTERO - ADA- FMF - CAU - ZAFFERANI

Straight Line & Double Edging Ø150mm



**METAL BOND CUP WHEELS Ø 150MM**

Type	T	H	W x X	Bond	Drawing	Sysnr /gr.							
						100	120	140	170	200	230	270	
 36 segm.	35	50	14x6	B6	422426	34013896	34012777	34013897	34013898		34013899		
32 segm.	30	50	15x6	B6	422419		34013894	34008123	34009093				
32 segm.	30	50	15x6	BN	422419	34013895	704822						
Z32 segm.	30	50	15x5	HS	422347		34075989	34218856			34218857		
20 segm.	30	50	12x6	BN	422407	34008118	34009473		34009583	34013892	34013893		
internal SMS	30	50	8x8	B6	422408				34009474	34013911	34009475	34009088	
10 slots	30	50	8x8	B6	424230		34010274		34009589		34010414	34008212	
10 slots	30	50	10x6	AG5	422434		34021504		34021506		34021507		
cont. band	30	50	8x8	B6	422404	34013848	34008115	34012356	704820	34013891	34009085	34013880	
cont. band	30	50	10x6	AG5	422433				34008126		34009095		


RESIN BOND CUP WHEELS Ø 150MM

Type	T	H	W x X	Bond	Drawing	Sysnr /gr.							
						170	200	230	270	325	43	30	
 16 slots	32	50	15x10	B94	425655			34059924	34045697				
internal SMS	28	50	15x10	B94	425223			34008275					
cont. band	30	50	10x5	BK	425080						704818		

ARRIS


Type	Ø	T	H	W x X	Bond	Drawing	Sysnr /gr.						
							170	200	230	270	325	400	
 Metal	130	30	50	10x6	KN	422406						34008117	
Metal	150	30	50	8x5	KN	422411						34008121	
 Resin	130	30	50	10x5	AR	425083							704823
Resin	130	30	50	10x5	BK	425083					34008235		
Resin	150	30	50	10x5	AR	425080							562758
Resin	150	30	50	10x5	BK	425080					704818	34008234	


CERIUM CUP WHEELS

Type	Ø	H	Drawing	Sysnr /gr.
 Cerium cup wheel	150	50	425802	34284916
Cerium ring	150	-	946461	34294740


BOTTERO

Double edging machines Ø175mm




**PERIPHERAL SEGM. WHEELS**

Type	Ø	T	H	Bond	Drawing	Sysnr /gr.
						120
20 segm.	200	40	50	BN	456060	34054051
70 segm.	200	40	50	BN	456066	34227912


METAL BOND CUP WHEELS Ø 175MM - STARFLEX

Type	T	H	W x X	Bond	Drawing	Sysnr /gr.
						100 120 140 170 200 230 270
36 segm. 12°	34	50	15x10	WTB	420746	34316157
36 segm. 0°	34	50	15x10	WTB	420747	34316160


RESIN BOND CUP WHEELS Ø 175MM - STARFLEX

Type	T	H	W x X	Bond	Drawing	Sysnr /gr.
						170 200 230 270 325 43 30
20 segm. 	35	50	20x10	BSTAR	425239	34161238
20 segm. 	35	50	20x10	BSTAR	425238	34161237

ARRIS


Type	Ø	T	H	W x X	Bond	Drawing	Sysnr /gr.
							170 200 230 270 325 400
Metal	150	30	50	8x5	KN	422411	34008121

CERIUM CUP WHEELS

Type	Ø	H	Drawing	Sysnr /gr.
				
Cerium cup wheel	170	50	425807	34284920
Cerium ring	170	-	946462	34294751

BOTTERO - ADA- FMF - CAU - ZAFFERANI

Bevelling Machines Ø150mm

**METAL BOND CUP WHEELS Ø 150MM**

Type	T	H	W x X	Bond	Drawing	Sysnr /gr.						
						100	120	140	170	200	230	270
external SMS	32	50	8x8	B6	420535	34013808	34008051		34009047			
cont. band	30	50	5x10	B6	420527	34013813	300873	34013814				

RESIN BOND CUP WHEELS Ø 150MM


Type	T	H	W x X	Bond	Drawing	Sysnr /gr.						
						170	200	230	270	325	43	30
internal SMS	28	50	15x10	B94	425223	34013267		34008275		34013048	34014849	34014850
cont. band	30	50	10x12	B94	420537	34011319	34008052	34009048	34009049		34011320	34011491
cont. band	30	50	10x12	MPZ	420537						34011493	34011494


METAL BOND PENCIL EDGE WHEELS Ø 175MM

Glass	T	H	Bond	Drawing	Sysnr /gr.				
					140	170	200	230	270
C4	16	50	TP48	405010					
C6	18	50	TP48	405025					


BOVONE

Straight Line & Double Edging Ø150mm


**METAL BOND CUP WHEELS Ø 150MM**

Type	T	H	W x X	Bond	Drawing	Sysnr /gr.						
						100	120	140	170	200	230	270
												
36 segm.	45	22	14x6	B6	422713	34008155	300908	34014826	34009336		34014827	
32 segm.	45	22	15x6	BN	422720	34008157	34009337		34014829			
Z32 segm.	45	22	15x5	HS	422730		34014830		34014831			
internal SMS	42	22	8x8	B6	420483				34008049			
10 slots	40	22	8x8	B6	424279		34010276	34008226			34009144	
cont. band	45	22	8x8	B6	422715				34010497		34013265	34013266
cont. band	45	22	10x6	AG5	422718				34014828			


RESIN BOND CUP WHEELS Ø 150MM

Type	T	H	W x X	Bond	Drawing	Sysnr /gr.						
						170	200	230	270	325	43	30
												
16 slots	43	22	15x10	B94	425793	34008325		34013954			34013955	34013956
internal SMS	43	22	15x10	B94	425504	34014887		34014889		641446	34008298	34009177
cont. band	46	22	15x12	B94	425525			18043		300951	300953	18045

ARRIS


Type	Ø	T	H	W x X	Bond	Drawing	Sysnr /gr.					
							170	200	230	270	325	400
												
Resin	130	45	22	10x5	AR	425127						704669
Resin	130	45	22	10x5	BK	425127				34008246		34014848
Resin	150	44	22	10x5	AR	425512						34008299
Resin	150	44	22	10x5	BK	425512						34014890


CERIUM CUP WHEELS

Type	Ø	H	Drawing	Sysnr /gr.
				
Cerium cup wheel	150	22	425814	34427997
Cerium ring	150	-	946461	34294740


BOVONE

Bevelling Machines Ø150mm


**METAL BOND CUP WHEELS Ø 150MM**

Type	T	H	W x X	Bond	Drawing	Sysnr /gr.							
						100	120	140	170	200	230	270	
													
external SMS	42	22	8x10	B6	420479	707967	34008048	34009045	34009046		34013812		
cont. band	42	22	5x12	B6	420066	173883	34013811	34055729		34012449			

RESIN BOND CUP WHEELS Ø 150MM


Type	T	H	W x X	Bond	Drawing	Sysnr /gr.							
						170	200	230	270	325	43	30	
													
internal SMS	43	22	15x10	B94	425504	34014887		34014889		641446	34008298	34009177	
internal SMS	43	22	15x10	MPZ	425504						641447	641448	
cont. band	46	22	15x12	B94	425525	453291		18043		300951	300953	18045	
cont. band	46	22	15x12	MPZ	425525						707972	707973	


METAL BOND PENCIL EDGE WHEELS Ø 150MM

Glass	T	H	Bond	Drawing	Sysnr /gr.					
					140	170	200	230	270	
										
C6	14	22	TP48	403326						


CMS - DELTA PROGETTI

Straight Line & Double Edging Ø150mm


**METAL BOND CUP WHEELS Ø 150MM**

Type	T	H	W x X	Bond	Drawing	Sysnr /gr.						
						100	120	140	170	200	230	270
												
32 segm.	40	90	15x6	AG5	422637		34008149					
10 slots	40	90	10x6	AG5	424259				34012337			
cont. band	40	90	10x6	AG5	422630				34008148		34009335	


RESIN BOND CUP WHEELS Ø 150MM

Type	T	H	W x X	Bond	Drawing	Sysnr /gr.						
						170	200	230	270	325	43	30
												
16 slots	40	90	15x10	B94	425224	34027561		34031366			34027530	
internal SMS	40	90	15x10	B94	425781			34008320				
cont. band	40	90	15x10	B94	425142			34009159			34009348	34008250

ARRIS


Type	Ø	T	H	W x X	Bond	Drawing	Sysnr /gr.					
							170	200	230	270	325	400
												
Resin	130	40	50	10x5	AR	425361						34008293


CERIUM CUP WHEELS

Type	Ø	H	Drawing	Sysnr /gr.
				
Cerium cup wheel	150	90	425811	34309307
Cerium ring	150	-	946461	34294740




CMS - FP6

Double edging machines Ø175mm


**METAL BOND CUP WHEELS Ø 175MM -STARFLEX**

Type	T	H	W x X	Bond	Drawing	Sysnr /gr.						
						100	120	140	170	200	230	270
36 segm. 12°	40	90	15x10	WTB	422685		34383445					
36 segm. 0°	40	90	15x10	WTB	422684				34372768			

RESIN BOND CUP WHEELS Ø 175MM - STARFLEX


Type	T	H	W x X	Bond	Drawing	Sysnr /gr.						
						170	200	230	270	325	43	30
20 segm. 	40	90	20x10	BSTAR	425257				34375149			
20 segm. 	40	90	20x10	BSTAR	425258				34375150			


ARRIS

Type	Ø	T	H	W x X	Bond	Drawing	Sysnr /gr.					
							170	200	230	270	325	400
Resin	150	40	90	10x5	AR	425109	34373618					34373619


INTERMAC (BUSETTI)

Double edging machines Ø175mm




**PERIPHERAL SEGM. WHEELS**

Type	Ø	T	H	Bond	Drawing	Sysnr /gr.
						120
20 segm.	200	40	90	BN	456057	34053020
70 segm.	200	40	90	BN	456034	34010044



METAL BOND CUP WHEELS Ø 175MM -STARFLEX

Type	T	H	W x X	Bond	Drawing	Sysnr /gr.
						100 120 140 170 200 230 270
36 segm. 12°	34	70	15x10	WTB	422672	34258965
36 segm. 0°	34	70	15x10	WTB	422665	34207541


RESIN BOND CUP WHEELS Ø 175MM - STARFLEX

Type	T	H	W x X	Bond	Drawing	Sysnr /gr.
						170 200 230 270 325 43 30
20 segm. 	39	70	20x10	BSTAR	425241	34216458
20 segm. 	39	70	20x10	BSTAR	425242	34216459


ARRIS

Type	Ø	T	H	W x X	Bond	Drawing	Sysnr /gr.
							170 200 230 270 325 400
Metal	150	35	70	8x5	KN	422546	569986
							
Resin	150	35	70	10x5	AR	425762	34009192
Resin	150	35	70	10x5	BK	425762	34008315

CERIUM CUP WHEELS


Type	Ø	H	Drawing	Sysnr /gr.
				
Cerium cup wheel	150	70	425805	34284918
Cerium ring	150	-	946461	34294740


CORNER BREAKERS

Type	Ø	T	H	Drawing	Sysnr /gr.
					D64
Metal	63	20	17	431274	34068883


LATTUADA

Straight Line & Double Edging Ø150mm



**METAL BOND CUP WHEELS Ø 150MM**

Type	T	H	W x X	Bond	Drawing	Sysnr /gr.						
						100	120	140	170	200	230	270
												
36 segm.	35	22	14x6	B6	422592	607935	34008137					
32 segm.	35	22	15x6	B6	422602	607938	34008141	34009480	34009102		34009103	
Z32 segm.	35	22	15x5	HS	422349	34010411		34010325			34008112	
internal SMS	35	22	8x8	B6	422594				607936		34008138	
10 slots	35	22	8x8	B6	422617	34008145	614273	34009333	614275		614276	
10 slots	35	22	10x6	AG5	422619		34014824		34008146		34010326	
cont. band	35	22	8x8	B6	422590	34043289	34043290	34009478	34009479		34008326	


RESIN BOND CUP WHEELS Ø 150MM

Type	T	H	W x X	Bond	Drawing	Sysnr /gr.						
						170	200	230	270	325	43	30
												
16 slots	35	22	15x10	B94	425791			34008323			34009194	
internal SMS	35	22	15x10	B94	425288	34008280		34009351			34009174	34009175
cont. band	35	22	15x10	B94	425211			34008270			34009167	
cont. band	35	22	10x5	BK	425107					34008236		

ARRIS


Type	Ø	T	H	W x X	Bond	Drawing	Sysnr /gr.					
							170	200	230	270	325	400
												
Metal	100	45	40	10x5	KN	422596				594267		
Metal	130	45	40	10x5	KN	422609				607939		
												
Resin	100	45	40	10x5	BK	425325					34010506	
Resin	130	44	40	10x5	AR	425091					607940	
Resin	130	45	40	10x10	BK	425357						

CERIUM CUP WHEELS

Type	Ø	H	Drawing	Sysnr /gr.	
					
Cerium cup wheel	150	50	425800		34267310
Cerium cup wheel	150	70	425812		34316671
Cerium ring	150	-	946461		34294740

LATTUADA

Bevelling Machines Ø150mm

**METAL BOND CUP WHEELS Ø 150MM**

Type	T	H	W x X	Bond	Drawing	Sysnr /gr.					
						100	120	140	170	200	230
external SMS	40	22	8x10	B6	420594	34009575	527780	34013821	34008055	34013810	34013809
cont. band	40	22	5x10	B6	420593	34012433	577799	575300	577818	575301	

RESIN BOND CUP WHEELS Ø 150MM


Type	T	H	W x X	Bond	Drawing	Sysnr /gr.					
						170	200	230	270	325	43
internal SMS	40	22	15x10	B94	425751		34008313	34009191			34012269
cont. band	40	22	12x10	B94	425184	34011959	34009592	34011956		34009593	34009594
cont. band	40	22	12x10	MPZ	425184					34011958	34009166


METAL BOND PENCIL EDGE WHEELS Ø 175MM

Glass	T	H	Bond	Drawing	Sysnr /gr.				
					140	170	200	230	270
C3	12	22	RV003	403627					34025259


SCHIATTI

Straight Line & Double Edging Ø150mm



**METAL BOND CUP WHEELS Ø 150MM**

Type	T	H	W x X	Bond	Drawing	Sysnr /gr.						
						100	120	140	170	200	230	270
 36 segm.	35	25	14x6	B6	422195		300896	300899	34009468			
32 segm.	35	25	15x6	B6	422206		34008094		34009071	34009072	34012965	
Z32 segm.	35	25	15x5	HS	422663		34013497	34010265	34013498		34010266	
internal SMS	35	25	8x8	B6	422198			34012888	485799		34009581	
10 slots	35	25	8x8	B6	422926		34008191	34009133			34009134	
10 slots	35	25	10x6	AG5	422925		34008190	34014840	34009132		34009341	
cont. band	35	25	8x8	B6	422187		34013006	634830	485795		514581	34008087
cont. band 15°	35	25	10x6	AG5	422213		34010495					
cont. band	35	25	10x6	AG5	422214				34009469		34009076	


RESIN BOND CUP WHEELS Ø 150MM

Type	T	H	W x X	Bond	Drawing	Sysnr /gr.						
						170	200	230	270	325	43	30
 16 slots	35	25	15x10	B94	425631			715463				
internal SMS	35	25	15x10	B94	425625		300983	485807			634833	634834
cont. band	35	25	10x5	BK	425339					634832		

ARRIS


Type	Ø	T	H	W x X	Bond	Drawing	Sysnr /gr.					
							170	200	230	270	325	400
 Metal	100	35	20	10x5	KN	422189					34008089	
Metal	130	35	20	10x5	KN	422191					588733	
Metal	150	35	20	8x5	KN	422193					300893	
 Resin	130	35	20	10x5	AR	425136					34009346	
Resin	130	35	20	10x5	BK	425136					34008327	
Resin	150	35	20	10x5	AR	425138					34010502	

CERIUM CUP WHEELS

Type	Ø	H	Drawing	Sysnr /gr.
 Cerium cup wheel	150	22	425804	34284913
Cerium cup wheel	150	68	425809	34298039
Cerium ring	150	-	946461	34294740

SCHIATTI

Bevelling Machines Ø150mm

**METAL BOND CUP WHEELS Ø 150MM**


Type	T	H	W x X	Bond	Drawing	Sysnr /gr.						
						100	120	140	170	200	230	270
external SMS	35	25	8x10	B6	420682	34013540	555897	34013541	555898			
cont. band	35	25	5x10	B6	420683	34013542	555899		555900	34013543		


RESIN BOND CUP WHEELS Ø 150MM

Type	T	H	W x X	Bond	Drawing	Sysnr /gr.						
						170	200	230	270	325	43	30
internal SMS	35	25	15x10	B94	425625	34013544	300983	485807	34008307		634833	634834
internal SMS	35	25	15x10	MPZ	425625						34013547	34013548


SUNTECH

Straight grinding machines for flat edge Ø150mm



**METAL BOND CUP WHEELS Ø 150MM**

Type	T	H	W x X	Bond	Drawing	Sysnr /gr.						
						100	120	140	170	200	230	270
												
36 segm.	35	50	14x6	BN	424277		34014846	34011897				
32 segm.	35	50	15x6	BN	424262		34014841					
internal SMS	35	50	8x8	B6	424263				34008219		34014842	34009143
cont. band	35	50	8x8	B6	424265		34014843		34038918			

RESIN BOND CUP WHEELS Ø 150MM

Type	T	H	W x X	Bond	Drawing	Sysnr /gr.						
						170	200	230	270	325	43	30
												
cont. band	35	50	10x6	BK	424309					34447689		

ARRIS

Type	Ø	T	H	W x X	Bond	Drawing	Sysnr /gr.					
							170	200	230	270	325	400
												
Metal	130	35	50	10x6	KN	424273						34008222
												
Resin	130	35	50	10x5	AR	424232						34046061
Resin	150	35	50	10x6	AR	424267						34014845





PERIPHERAL WHEELS

for double edging
machines


HYLAS

New concept of grinding glass for double edger machines with peripheral wheels.

With HYLAS, Vincent introduces a new line of wheels for grinding furniture and technical glass. The most significant benefits are: fast startup, high speed, excellent quality finishing as well as extreme flexibility of use. HYLAS allows the same wheel to be installed on different double edging machines, regardless of the type of machine fitting, thanks to the simple use of suitable adaptors. HYLAS has also been designed to never need reprofiling and thus offers the advantage of working always with a new grinding wheel.

Fast startup:
Specific bonds and accurate preparation of the diamond surface guarantee excellent edge quality already from the first piece.

Maximum performance:
The installation of only new grinding wheels with the maximum diameter grants always the best performance, ensuring perfect refrigeration, high speed, long life of the wheel and the excellent quality of the edge.




Machine set up minimized:
Thanks to specially designed adaptors, the installation is easy and fast. Because only new wheels with precise geometry are used, tool positioning and machine setting remain always unchanged.

Increased productivity:
Thanks to reduced installation time, fast start-up, high speed and durability, you get the highest productivity.

Economic advantage:
Minimum investments in new wheels and cost saving in tool reprofiling, service and logistics.

HYLAS assembling: fast and easy




Carefully clean the contact surface of the HYLAS wheel



Carefully clean the contact surface of tool holder.



Grease the internal surface of the bore



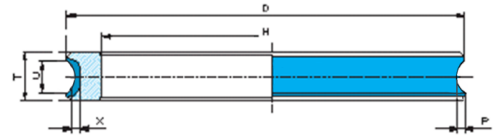

Assemble the grinding wheel in the tool holder checking the correct positioning on the entire surface



Fix the screws tightening torque of 3,4 Nm.

HYLAS

Single use pencil edge wheels

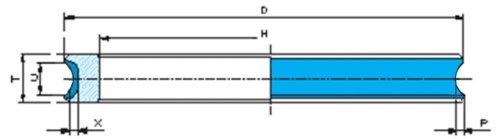


PENCIL EDGE WHEELS Ø175 - HYLAS

Glass	T	X	U	P	Bond	Drawing	Sysnr /gr.						
							100	120	140	170	200	230	270
C 3	8	3	4	1,5	TP48	405280		34408081	34408082	34419341	34413000	34408083	34408084
C 4	8	3	5	2	TP48								
C 5	10	3	6	2	TP48								
C 6	10	3	7	2,3	TP48								


PENCIL EDGE WHEELS Ø200 - HYLAS

Glass	T	X	U	P	Bond	Drawing	Sysnr /gr.						
							100	120	140	170	200	230	270
C 3	8	3	4	1,5	TP48	406014				34358732	34395205		34358733
C 4	8	3	5	2	TP48	406005		34362478	34259855	34412496			34259856
C 5	10	3	6	2	TP48	406011		34415971	34308492	34370588	34415972		34308493
C 6	10	3	7	2,3	TP48	406010		34304474				34304475	



ADAPTORS - HYLAS

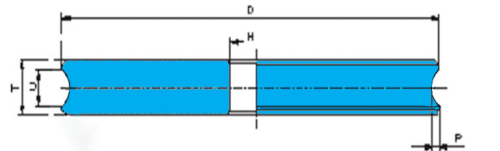
The tool holder and adaptors are specifically designed to grant easy installation in few seconds and proper positioning for the best performances



Description	Machine	Ø	Fitting	Drawing	Sysnr
		mm	mm		
adaptor	Glass Line	175	63,5	EA0144	34419490
adaptor	Schiatti	175	25	EA0142	34408085
adaptor	Bavelloni - Busetti	200	90	E03418	34295739
adaptor	CMS	200	90	E03516	34321519
adaptor	Delta Progetti	200	15	E03497	34305147
adaptor	FMF- Bottero	200	50	E03416	34305243
adaptor	GME	200	130	E03324	34227137

PENCIL EDGE WHEELS - POLISHING

Ø200mm



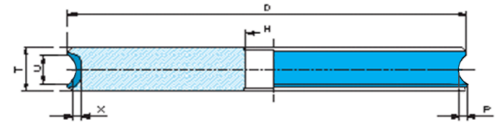
Ø	T	H	U	P	Bond	Drawing	Sysnr /gr.	
							100	180
200	20	90	12	2	SURF-I1	RD4687	34447783	34447784

STANDARD WHEELS Ø175MM



PENCIL EDGE WHEELS Ø175

X=5mm



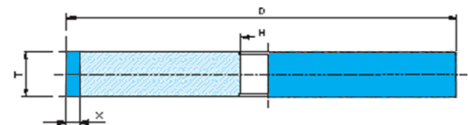
Glass	T	X	U	P	Bond
C 3	18	5	4	1,5	TP48
C 4	18	5	5	2	TP48
C 5	18	5	6	2	TP48
C 6	18	5	7	2,3	TP48

X=7mm

Glass	T	X	U	P	Bond
C 3	18	7	4	1,5	TP48
C 4	18	7	5	2	TP48
C 5	18	7	6	2	TP48
C 6	18	7	7	2,3	TP48

FLAT PERIPHERAL WHEELS Ø175

H=25mm (SCHIATTI)



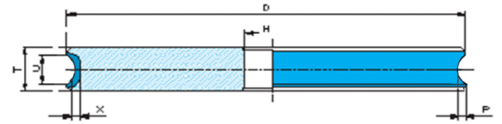
Glass	T	X	H	Bond	Drawing	Sysnr /gr.					
						120	140	170	200	230	270
C 4 - C 6	8	3	25	RV003	435098	34009971					34010655
C 8 - C 12	14	3	25	RV003	435078	34012393					34012394

STANDARD WHEELS Ø200MM



PENCIL EDGE WHEELS Ø200

X=3mm (X<4mm)



Glass	T	X	U	P	Bond
C 3	20	3	4	1,5	TP48
C 4	20	3	5	2	TP48
C 5	20	3	6	2	TP48
C 6	20	3	7	2,3	TP48
C 8	20	3	9	2,5	TP48
C 10	20	3	12	3	TP48
C 12	20	3	14	3	TP48

X=5mm (4mm≤X<6mm)

Glass	T	X	U	P	Bond
C 3	20	5	4	1,5	TP48
C 4	20	5	5	2	TP48
C 5	20	5	6	2	TP48
C 6	20	5	7	2,3	TP48
C 8	20	5	9	2,5	TP48
C 10	20	5	12	3	TP48
C 12	20	5	14	3	TP48

X=7mm (X≥6mm)

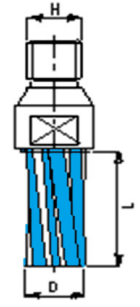
Glass	T	X	U	P	Bond
C 3	20	7	4	1,5	TP48
C 4	20	7	5	2	TP48
C 5	20	7	6	2	TP48
C 6	20	7	7	2,3	TP48
C 8	20	7	9	2,5	TP48
C 10	20	7	12	3	TP48
C 12	20	7	14	3	TP48





Tools for
CNC MACHINES

MILLING CUTTERS



milling cutters - standard - 1/2" GAS

Ø8 - Ø16mm

D	L	Total length	Fitting	Segments	Bond	Drawing	Sysnr /gr.			
							M9	M10	M11	M101
10	22	75	1/2" Gas DX	4 segments	BN	439226				34012723
10	22	75	1/2" Gas DX	4 segments	RDV3	439226				34255447
12	30	75	1/2" Gas DX	4 segments	BN	439198				34040630
14	30	75	1/2" Gas DX	4 segments	BN	439232				34046048
16	44	80	1/2" Gas DX	4 segments	BN	439146	140106			
16	44	80	1/2" Gas DX	4 segments	RDV3	439146				34006548

Ø20mm

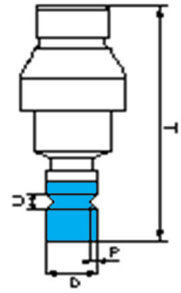
D	L	Total length	Fitting	Segments *	Bond	Drawing	Sysnr /gr.			
							M9	M10	M11	M101
20	44	80	1/2" Gas DX	4 segments	BN	439145	520076			
20	44	80	1/2" Gas DX	4 segments	RDV3	439145	34010520			34011566
20	44	80	1/2" Gas DX	5 segments	BN	439159	562985			
20	44	80	1/2" Gas DX	5 segments	RDV3	439159	34011568			34011569
20	44	80	1/2" Gas DX	6 segments	BN	439144	849423			520101
20	44	80	1/2" Gas DX	6 segments	RDV3	439144	34011562			34011563
20	48	80	1/2" Gas DX	3 segments	RDV3	439183				718987
20	58	96	1/2" Gas DX	6 segments	BN	439142				142217

* 4 segments routers are recommended for thick glass (≥12mm). 5 segments routers are universal. 6 segments routers are recommended for thin glass (≤10mm)

Bond Specification Guidelines

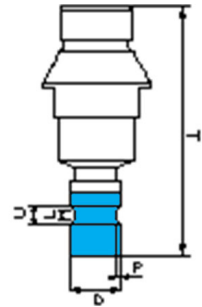
Bond	Description
BN	Standard (Free cutting)
RDV3	High performance (Long life - High Quality)

ROUTERS Ø14mm



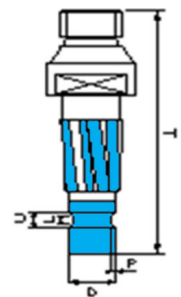
Pencil edge routers Ø14mm - 1/2"GAS

Glass	T	U	P	water holes	slots	Drawing	Sysnr /gr.					
							120	140	170	200	230	270
C 3	75	4	1,5	1	1	400491					34062674	
C 4	75	5	2	1	1	400492					34062675	
C 5	75	6	2	1	1	400493					34062676	
C 6	75	7	2,3	1	1	400494					34062677	
C 8	75	9	2,5	1	1	400467					34062678	
C 10	75	12	2,8	1	1	400497					34062680	
C 12	75	14	3	1	1	400498					34062701	
C 15	80	16	3	1	1	400504					34062702	
C 19	80	21	3	1	1	400508					34062703	



Trapezoidal edge routers Ø14mm - 1/2"GAS

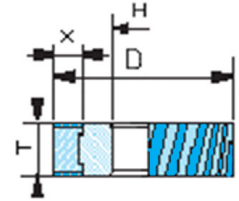
Glass	T	L	P	water holes	slots	Drawing	Sysnr /gr.					
							120	140	170	200	230	270
C 3	75	1,5	1,5	1	1	410248					34062704	
C 4	75	2	2	1	1	410249					34062708	
C 5	75	3	2	1	1	410256					34062709	
C 6	75	4	2	1	1	410257					34062710	
C 8	75	5	2	1	1	410258					34062721	
C 10	75	7	2	1	1	410259					34062722	
C 12	75	9	2	1	1	410260					34062752	
C 15	75	12	2	1	1	410261					34062757	
C 19	80	16	2,5	1	1	410262					34062793	



Combined edge routers TPZ - Ø14mm - 1/2"GAS

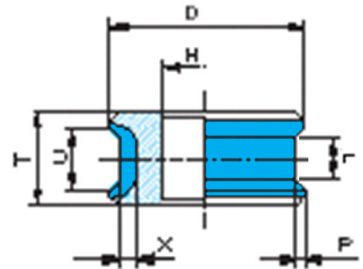
Glass	T	L	P	water holes	slots	Drawing	Sysnr /gr.					
							M9/230					
C 4	99,5	2	2	1	1	439237					34233376	
C 5	99,5	3	1,75	1	1	439239					34233377	
C 6	99,5	4	2	1	1	439240					34233378	
C 8	99,5	5	2	1	1	439238					34233379	
C 10	99,5	7	2,5	1	1	439230					34233380	
C 12	99,5	9	2,5	1	1	439241					34233401	
C 15	99,5	12	3	1	1	439242					34233402	
C 19	99,5	16	2,5	1	1	439243					34233403	

WHEELS Ø25mm (H=12mm)



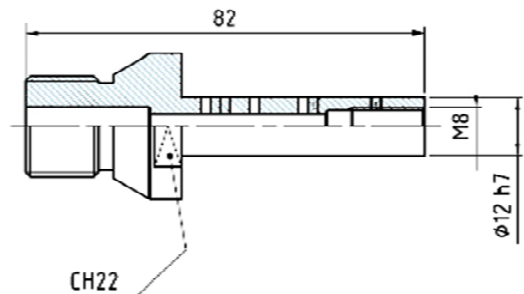
Flat peripheral wheels Ø25mm - segmented

Glass	T	X	H	Segments	Drawing	Sysnr /gr.
						120
≤C8	10	5	12	10	451031	34009993
≤C15	18	5	12	10	451027	34013622
≤C19	22	5	12	10	451007	34013611



Trapezoidal edge wheels Ø25mm - continuous band

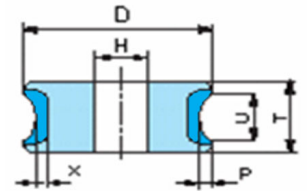
Glass	T	L	P	X	water holes	slots	Drawing	Sysnr /gr.					
								120	140	170	200	230	270
C 3	10	2	2	3	-	-	410207						34013553
C 4	10	2	2	3	-	-	410208			34010488			34013554
C 5	10	3	2	3	2	2	410254			34378493			34250679
C 6	10	4	2	3	2	2	410255			34378494			34275420
C 8	17	5	3	3	2	2	410190			34006287			34009449
C 10	17	7	3	3	2	2	410191			34006288			34009450
C 12	17	9	3	3	2	2	410192			34009891			34010630
C 15	24	12	3	3	2	2	410193			34009011			34007118
C 19	24	15	3	3	2	2	410196			34247918			34013612



CNC tool holder 1/2" GAS to bore=12mm

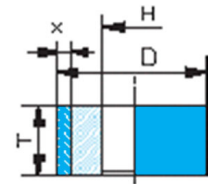
Fitting	T	Tool Holder	Drawing	Sysnr /gr.
1/2" Gas DX	82	12mm	992864	34029113

WHEELS Ø25mm (H=12mm)



Pencil edge wheels Ø25mm - continuous band

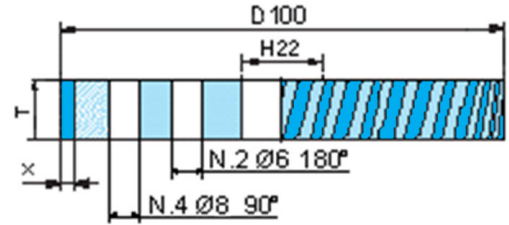
Glass	T	U	P	X	water holes	slots	Drawing	Sysnr /gr.						
								120	140	170	200	230	270	
C 3	10	4	1,5	3	-	-	400116			34013788				
C 4	10	5	2	3	-	-	400117	34039704		34013994		34013994		
C 5	10	6	2	3	-	-	400148				34006981			
C 6	10	7	2,3	3	-	-	400162				34006982		34264936	
C 8	17	9	2,5	3	-	-	400163							
C 10	17	12	2,8	3	-	-	400167							
C 12	17	14	3	3	2	2	400168							
C 15	24	16	3	3	2	2	400169							
C 19	24	21	3	3	2	2	400176							



Flat peripheral wheels Ø25mm - continuous band

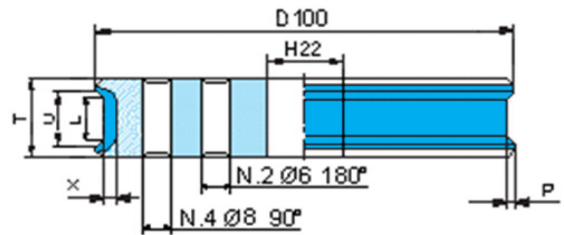
Glass	T	X	H	water holes	slots	Drawing	Sysnr /gr.	
							270	
≤C8	10	3	12	2	2	430117		34009312
≤C12	15	3	12	2	2	430118		34240462
≤C19	22	3	12	2	2	430100		34240463

WHEELS Ø100mm (H=22mm)



Flat peripheral wheels Ø100mm - segmented

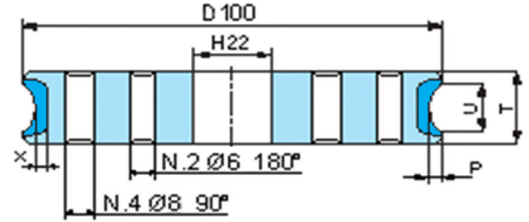
Glass	T	X	H	Segments	water holes	Drawing	Sysnr /gr.
D151							
≤C6	8	5	22	40	5	452120	34010535
≤C8	10	5	22	40	5	452121	34010536
≤C10	12	5	22	40	5	452122	34010537
≤C12	14	5	22	40	5	452123	34010538
≤C15	17	5	22	40	5	452124	34010539
≤C19	22	5	22	40	5	452125	140099
>C19	35	5	22	40	5	452150	34010541



Trapezoidal edge wheels Ø100mm - continuous band

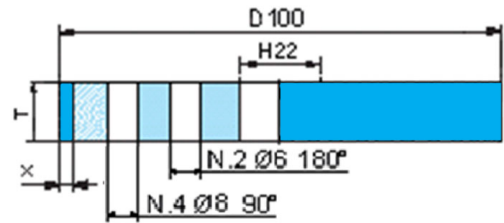
Glass	T	L	P	X	H	slots	water holes	Drawing	Sysnr /gr.				
									D151	D126	D107	D76	D64
C 3	12	1,5	2	3	22	-	4	410588			34012112		34021537
C 4	12	2	2	3	22	-	4	410589			34009025		34007136
C 5	12	3	1,75	3	22	-	4	410572			34179322		34277262
C 6	15	4	2	3	22	-	4	410569			34277074		34009907
C 8	15	5	2	3	22	-	4	411110			34179266		34011895
C 10	20	7	2,5	3	22	-	4	411109			34179267		34018646
C 12	20	9	2,5	3	22	-	4	411111			34179268		34013110
C 15	28	12	3	3	22	-	4	411656			34179269		34011896
C 19	28	16	3	3	22	-	4	411650			34007713		34007714
C 6	15	4	2	3	22	4	4	410568	34277141		34013797		34009906
C 8	15	5	2	3	22	4	4	410565	34277172		34055716		34009903
C 10	20	7	2,5	3	22	4	4	411108	34006352		34277193		34009463
C 12	20	9	2,5	3	22	4	4	410306	34007631		34014011		34007632
C 15	28	12	3	3	22	4	4	411648	34013637		34006404		34007711
C 19	28	16	3	3	22	4	4	411651	34013628		34182465		34013144

WHEELS Ø100mm (H=22mm)



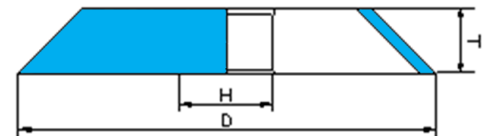
Pencil edge wheels Ø100mm - continuous band

Glass	T	U	P	X	H	slots	water holes	Drawing	Sysnr /gr.				
									D151	D126	D107	D76	D64
C 3	12	4	1,5	3	22	-	-	400989			34056609		34266540
C 4	12	5	2	3	22	-	4	401414	34007444	34528329	34528330	34547060	34007019
C 5	12	6	2	3	22	-	4	401415	34010130		34547091		34009229
C 6	12	7	2,3	3	22	-	4	400539	34031894	34529091	34478659		34018645
C 8	15	9	2,5	3	22	-	4	400542			34253846		34053310
C 10	20	12	3	3	22	-	4	400536			34487977		34233297
C 12	20	14	3	3	22	-	4	400537					34233298
C 15	28	17	3,5	3	22	-	4	400543			34233311	34280469	
C 19	28	22	3,5	3	22	-	4	400544					34233314
C 6	12	7	2,3	3	22	4	4	400545	34233240		34012108		34481068
C 8	15	9	2,5	3	22	4	4	400810	34011951				
C 10	20	12	3	3	22	4	4	400813	34233271		34201806	34357155	34313575
C 12	20	14	3	3	22	4	4	400814	34233276				
C 15	28	17	3,5	3	22	4	4	400817	34233299				
C 19	28	22	3,5	3	22	4	4	400818	34233272			34358303	



Flat peripheral wheels Ø100mm - continuous band

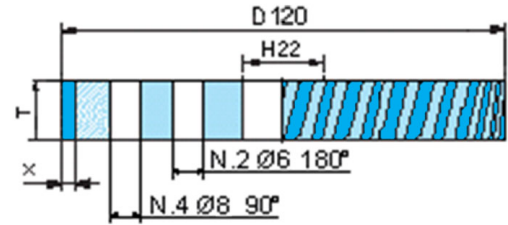
Glass	T	X	H	water holes	slots	Drawing	Sysnr /gr.	
							D107	D64
≤C12	14	3	22	4	4	432390	34013615	34013614
≤C19	22	3	22	4	4	432366	34009948	765817
>C19	35	3	22	8	4	432380	34010336	34009950



Inclined peripheral wheels 45° - Ø100mm - continuous band

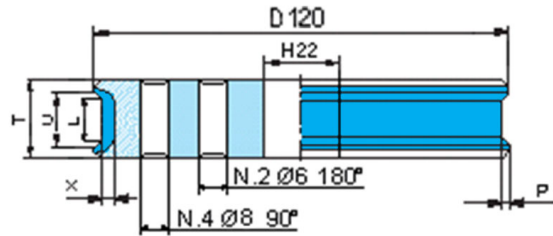
Glass	T	X	H	Angle	Drawing	Sysnr /gr.	
						230	325
≤C6	8	3	22	45°	432014	549321	534438
≤C12	13	3	22	45°	432359	34010512	34009946

WHEELS Ø120mm (H=22mm)



Flat peripheral wheels Ø120mm - segmented

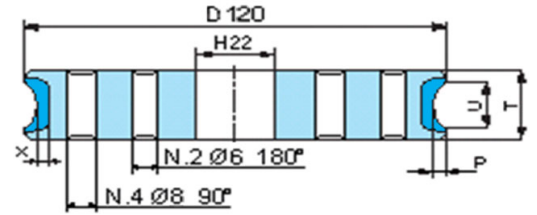
Glass	T	X	H	Segments	water holes	Drawing	Sysnr /gr.
							D151
≤C6	8	5	22	58	4	452131	34010540
≤C8	10	5	22	58	4	452132	34005884
≤C10	12	5	22	58	4	452130	34010002
≤C12	14	5	22	58	4	452134	34011933
≤C15	17	5	22	58	4	452139	34007165
≤C19	22	5	22	48	4	452261	34025675



Trapezoidal edge wheels Ø120mm - continuous band

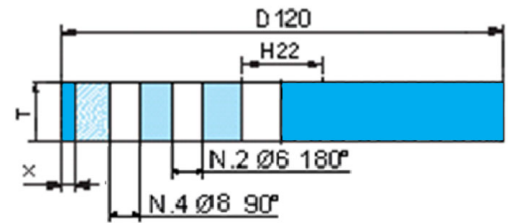
Glass	T	L	P	X	H	slots	water holes	Drawing	Sysnr /gr.				
									D151	D126	D107	D76	D64
C 4	10	2	2	3,7	22	4	4	411102			34057699		34310212
C 5	10	3	2	3,7	22	4	4	411114			34058015		34283936
C 6	12	4	2	3,7	22	4	4	411069	34051390		34051411		34051412
C 8	12	5	2,5	3,2	22	4	4	411073	34052894		34052895		34052896
C 10	16,5	7	2,5	3,2	22	4	4	411074	34056790		34057647		34209300
C 12	20	9	2,5	3,2	22	4	4	411077	34228086				34228085
C 15	20	12	3	3	22	4	4	411080					34311226
C 19	25	16	3	3	22	4	4	411078					34233992

WHEELS Ø120mm (H=22mm)



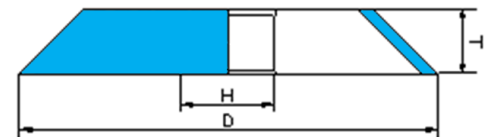
Pencil edge wheels Ø120mm - continuous band

Glass	T	U	P	X	H	slots	water holes	Drawing	Sysnr /gr.				
									D151	D126	D107	D76	D64
C 3	10	4	1	4	22	-	-	401236					
C 4	10	5	2	4	22	-	4	401062	34164921		34073224	34054398	34159930
C 5	10	6	2	3,5	22	-	4	401066	34073327				34159931
C 6	13	7	2,3	3,5	22	-	4	401249					34044219
C 8	12	9	2,5	3	22	-	4	401385					34052197
C 10	15	12	3	3	22	-	4						
C 12	20	14	3	3	22	-	4						
C 15	22	17	3,5	3	22	-	4						
C 19	25	22	3,5	3	22	-	4						
C 6	13	7	2,3	3,5	22	4	4	401250	34044220				
C 8	12	9	2,5	3	22	4	4	401386	34052198		34052199		
C 10	15	12	3	3	22	4	4						
C 12	20	14	3	3	22	4	4						
C 15	22	17	3,5	3	22	4	4						
C 19	25	22	3,5	3	22	4	4						



Flat peripheral wheels Ø120mm - continuous band

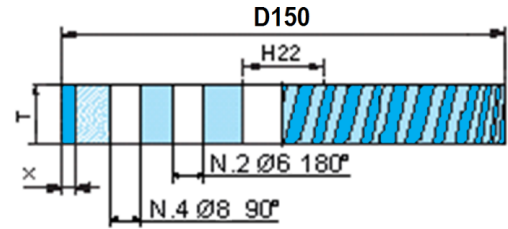
Glass	T	X	H	water holes	slots	Drawing	Sysnr /gr.		
							D151	D107	D64
≤C12	14	3	22	4	4	432365	34290104	34013616	34013617
≤C19	22	3	22	4	4	432398		34013620	34013618



Inclined peripheral wheels 45° - Ø120mm - continuous band

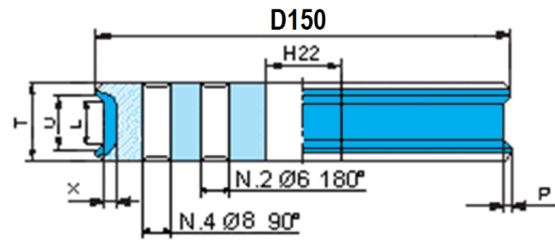
Glass	T	X	H	Angle	Drawing	Sysnr /gr.	
						325	
≤C8	10	3	22	45°	432272	34013619	

WHEELS Ø150mm (H=22mm)



Flat peripheral wheels Ø150mm - segmented

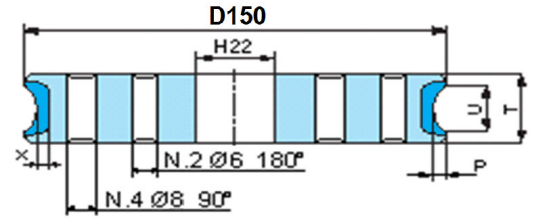
Glass	T	X	H	Segments	water holes	Drawing	Sysnr /gr.
							D151
≤C6	8	5	22	72	-	454143	34010031
≤C10	12	5	22	72	6	454145	34010032
≤C12	14	5	22	62	6	454155	34010034
≤C15	17	5	22	62	6	454156	34021055
≤C19	22	5	22	62	6	454150	34018777



Trapezoidal edge wheels Ø150mm - continuous band

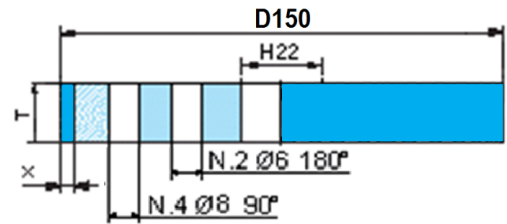
Glass	T	L	P	X	H	slots	water holes	Drawing	Sysnr /gr.			
									D151	D107	D76	D54
C 3	15	1,5	2	3,7	22	-	6	413628			34379375	34379376
C 4	15	2	2	3,7	22	-	6	412807			34379378	34379381
C 5	15	3	2	3,7	22	-	6	412946			34379383	34240461
C 6	15	4	2,5	2,7	22	-	6	413526			34353347	34380967
C 8	19	5	2,5	3,2	22	-	6	412937			34232106	34381007
C 10	19	7	2,5	3,2	22	-	6	412938			34234766	34233896
C 12	19	9	2,5	3,2	22	-	6	412941			34381111	34381112
C 15	28	12	3	3	22	-	6	412940			34381360	34381371
C 19	28	16	3	3	22	-	6	412939			34381460	34381459
C 3	15	1,5	2	3,7	22	6	6	413629			34369819	
C 4	15	2	2	3,7	22	6	6	412806	34380004	34380003		
C 5	15	3	2	3,7	22	6	6	412950	34380046	34380045		
C 6	15	4	2,5	3,7	22	6	6	413527	34266035	34380060		
C 8	19	5	2,5	3,2	22	6	6	412932	34185488	34380155		
C 10	19	7	2,5	3,2	22	6	6	412934	34365099	34380159		
C 12	19	9	2,5	3,2	22	6	6	412935	34380626	34380622		
C 15	28	12	3	3	22	6	6	412943	34380668	34380669		
C 19	28	16	3	3	22	6	6	412942	34379610	34379661		

WHEELS Ø150mm (H=22mm)



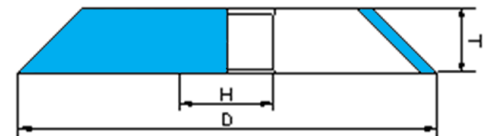
Pencil edge wheels Ø150mm - continuous band

Glass	T	U	P	X	H	slots	water holes	Drawing	Sysnr /gr.			
									D151	D107	D76	D54
C 3	14	4	1,5	3	22	-	6	403701	34378415			
C 4	14	5	2	3	22	-	6	403702	34380984 34426041			
C 5	14	6	2	3	22	-	6	403740	34379017 34426042			
C 6	14	7	2,3	2,7	22	-	6	403703	34426043 34379040			
C 8	20	9	2,5	3	22	-	6	403741	34426044			
C 10	20	12	3	3	22	-	6	403763	34397300			
C 12	20	14	3	3	22	-	6	403764	34426045			
C 3	14	4	1,5	3	22	6	6	403817	34369558 34380130			
C 4	14	5	2	3	22	6	6	409628	34369488 34380151			
C 5	14	6	2	3	22	6	6	403616	34426025			
C 6	14	7	2,3	2,7	22	6	6	403327	34379019 34380985			
C 8	20	9	2,5	3	22	6	6	403709	34426026 34380583			
C 10	20	12	3	3	22	6	6	403628	34426028			
C 12	20	14	3	2,5	22	6	6	403739	34426030			



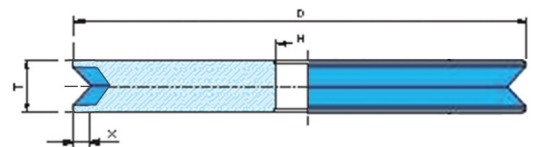
Flat peripheral wheels Ø150mm - continuous band

Glass	T	X	H	water holes	slots	Drawing	Sysnr /gr.		
							140	170	270
≤C19	22	3	22	6	6	434322	34215567		



Inclined peripheral wheels 45° - Ø150mm - continuous band

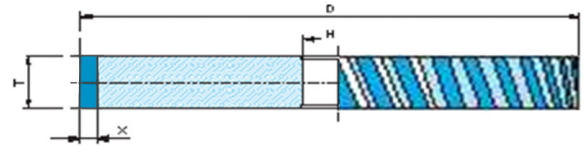
Glass	T	X	H	Angle	Drawing	Sysnr /gr.	
						230	34210118
≤C6	8	3	22	45°	434303	34210118	



V-90° wheels - Ø150mm - continuous band

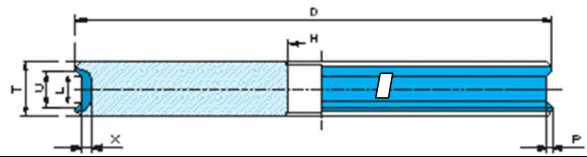
Glass	T	X	H	Angle	Drawing	Sysnr /gr.		
						D107	D91	D76
≤C10	20	3	22	90°	413624	34233884	34233885	34233886
≤C19	28	3	22	90°	413626	34371343	34371344	34371345

WHEELS Ø200mm (CMS Delta Shape H=90mm)



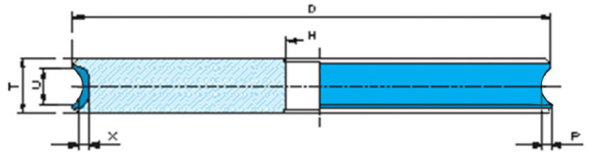
Flat peripheral wheels Ø200mm - segmented

Glass	T	X	H	Segments	water holes	Drawing	Sysnr /gr.
D151							
≤C8	10	6	90	80	-	456031	34010041
≤C15	17	6	90	80	-	456032	34010042
≤C19	22	6	90	80	-	456033	34010043
≤C40	40	6	90	70	-	456034	34010044



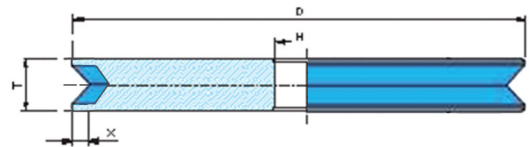
Trapezoidal edge wheels Ø200mm - continuous band

Glass	T	U	L	P	X	H	slots	Drawing	Sysnr /gr.				
									D181	D151	D126	D107	D76
C 4	14	6	2	2	3	90	10	416181		34371976	34371977	34371974	34371975
C 5	14	7	3	2	3	90	10	416182		34370551	34370510	34370509	
C 6	14	8	4	2	3	90	10	416183		34370554	34370560	34370553	34370559
C 8	20	10	5	2,5	3	90	10	416184		34349480		34371597	34371596
C 10	20	12	7	2,5	3	90	10	416185	34371666	34366144		34371665	34371664
C 12	20	14	9	2,5	3	90	10	416186		34372004		34371979	34371978
C 15	29	18	12	2,5	3	90	10	416187			34372063	34372064	34372065
C 19	29	22	16	3	3	90	10	416188			34372218	34372216	34372217



Pencil edge wheels Ø200mm - continuous band

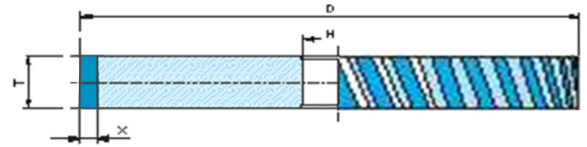
Glass	T	U	P	X	H	slots	water holes	Drawing	Sysnr /gr.				
									D181	D151	D126	D107	D76
C 4	14	5	1,5	3,5	90	-	-	409105			34377939	34377937	34377935
C 5	14	6	2	3	90	-	-	409106			34377956	34377957	34377955
C 6	14	8	2	3	90	-	-	409107				34370945	34370947
C 8	20	10	2,5	3,5	90	-	-	409108				34370948	
C 10	20	12	2,5	3,5	90	-	-	409109		34372543		34372542	34372541
C 12	20	14	3	3	90	-	-	409110		34371701		34371702	34371704
C 15	29	17	3,5	2,5	90	-	-	409111			34371688	34371689	34371690
C 19	29	22	3,5	2,5	90	-	-	409112			34371683	34371684	34371686



V-90° wheels - Ø200mm - continuous band

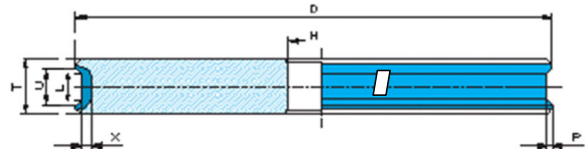
Glass	T	X	H	Angle	Drawing	Sysnr /gr.		
						D107	D91	D76
≤C10	20	2	90	90°	413595	34371421		34371422
≤C19	30	2	90	90°	413596	34378416		34371594

WHEELS Ø200mm (FOREL EM/GM H=35mm)



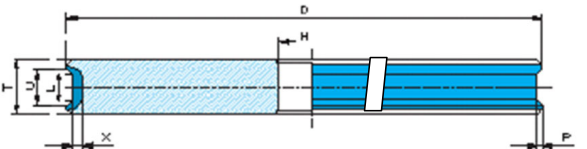
Flat peripheral wheels Ø200mm - segmented

Glass	T	X	H	Segments	water holes	Drawing	Sysnr /gr.
D151							
≤C12	15	6	35	80	-	456037	34010550
≤C19	25	6	35	80	-	456038	34010551
≤C40	40	6	35	70	-	456065	34226610



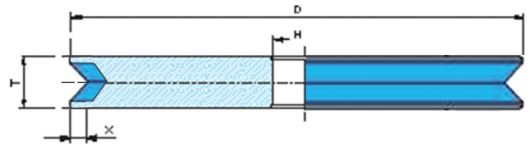
Trapezoidal edge wheels Ø200mm - continuous band

Glass	T	U	L	P	X	H	slots	Drawing	Sysnr /gr.				
									D151	D126	D107	D91	D76
C 4	14	6	2	2	3	35	10	416818	34381717	34418054	34381715		34381716
C 5	14	7	3	2	3	35	10	416823	34381795	34418182	34381792	34381794	34381791
C 6	14	8	4	2	3	35	10	416824	34381802	34381803	34187609	34381804	34381805
C 8	20	10	5	2,5	3	35	10	416819	34381932		34346317	34381936	34381938
C 10	20	12	7	2,5	3	35	10	416821	34381947		34381948	34381949	34381950
C 12	20	14	9	2,5	3	35	10	416825	34382000		34382051	34382052	34382053
C 15	25	18	12	3	3	35	10	416822	34382135	34382137	34382138		34382140
C 19	25	22	16	3	3	35	10	416826	34367404		34382283		34382284



Pencil edge wheels Ø200mm - continuous band Sole Position

Glass	T	U	L	P	X	H	slots	Drawing	Sysnr /gr.				
									D151	D126	D107	D91	D76
C 6	14	8	4	2	3	35	10	416832	34200656		34362978		
C 8	20	10	5	2,5	3	35	10	416833	34201805		34376592		34385797
C 10	20	12	7	2,5	3	35	10	416834	34380989	34380990	34391582		
C 12	20	14	9	2,5	3	35	10	416835	34381665	34381667	34362979		34381668
C 17	29	20	14	3	3	35	10	416830	34381706		34381704		34381705
C 21	29	22	16	3	3	35	10	416198	34381712		34381711		



V-90° wheels - Ø200mm - continuous band

Glass	T	X	H	Angle	Drawing	Sysnr /gr.		
						D107	D91	D76
≤C10	20	2	35	90°	413598	34381501	34381502	34381503
≤C19	30	2	35	90°	413597		34381506	34381505

REVERSE

The ultimate solution for laminated glass grinding.

REVERSE wheels have been designed to improve the productivity of machinery for processing of laminated glass for architectural and structural facades.

+ **Improvement of diamond tool life up to 30%:** By using REVERSE tools, the removal of plastic shards after grinding is easy and effective. This reduces frictions while grinding and prevents deformation and wear of diamond wheels.

+ **Increased working speed:** The new REVERSE wheels allow a 20% faster working speed compared to standard ones.



+ **Enhanced edge finishing quality:** Through a regular and effective removal of plastic shards, the diamond band is always free of process waste and can work with no overheat. This ensures enhanced finishing quality of the edge.


+ **Fragmentation of plastic waste:** REVERSE tools ensure a fragmentation of plastic waste into small shards that can easily drain away from the grinding area (picture B). This avoids machine stops and re-setting during process. Moreover it solves the problem of scheduled cleaning cycles to remove plastic waste (picture A).

Suggested parameters for REVERSE wheels:

Ø	Wheel description	glass thickness	RPM	max feed rate	max removal
100 mm	Rough segmented wheel	C6 / C8	5500 rpm	6000 mm/min	1,00 mm
		C10 / C12	5500 rpm	5500 mm/min	1,50 mm
		C16 / C20	5500 rpm	5000 mm/min	2,00 mm
	Medium TPZ cont. Band wheel	C6 / C12	5500 rpm	7000 mm/min	1,00 mm
		C16 / C20	5500 rpm	6000 mm/min	1,00 mm
		Fine TPZ cont. Band wheel	C6 / C20	5500 rpm	5000 mm/min
150 mm	Rough segmented wheel	C6 / C8	5000 rpm	7000 mm/min	1,00 mm
		C10 / C12	5000 rpm	7000 mm/min	1,50 mm
		C16 / C20	5000 rpm	6000 mm/min	2,00 mm
	Medium TPZ cont. Band wheel	C6 / C12	5000 rpm	7000 mm/min	1,00 mm
		C16 / C20	5000 rpm	6000 mm/min	1,00 mm
		Fine TPZ cont. Band wheel	C6 / C20	5000 rpm	5000 mm/min
200 mm	Rough segmented wheel	C6 / C8	3600 rpm	7000 mm/min	1,00 mm
		C10 / C12	3600 rpm	7000 mm/min	1,50 mm
		C16 / C20	3600 rpm	6000 mm/min	2,00 mm
	Medium TPZ cont. Band wheel	C6 / C12	3600 rpm	7000 mm/min	1,00 mm
		C16 / C20	3600 rpm	6000 mm/min	1,00 mm
		Fine TPZ cont. Band wheel	C6 / C20	3600 rpm	5000 mm/min



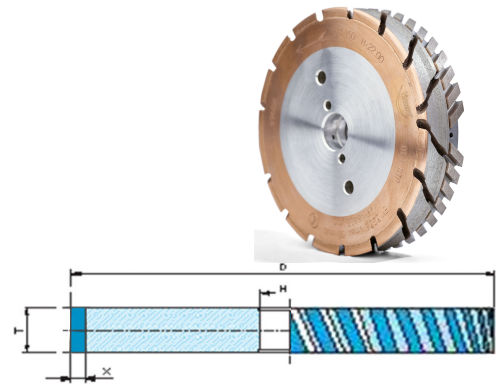
Picture A



Picture B

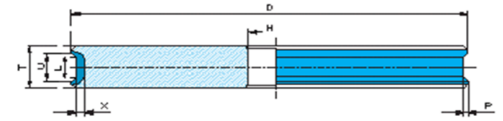
REVERSE

The ultimate solution for laminated glass grinding.



Flat peripheral wheels segmented REVERSE

Ø	Glass	T	X	H	Segments	water holes	Drawing	Sysnr /gr.
D151								
100	≤C6	8	5	22	12+12	4	452277	34474451
100	≤C8	10	5	22	12+12	4	452275	34471123
100	≤C10	12	5	22	12+12	4	452273	34470192
100	≤C12	14	5	22	12+12	4	452274	34471038
100	≤C16	18	5	22	12+12	4	452276	34471157
100	≤C20	22	5	22	12+12	4	452272	34470191
150	≤C6	8	5	22	20+20	6	454176	34464574
150	≤C8	10	5	22	20+20	6	454177	34471124
150	≤C10	12	5	22	20+20	6	454171	34397351
150	≤C12	14	5	22	20+20	6	454174	34431132
150	≤C16	18	5	22	20+20	6	454178	34471302
150	≤C20	22	5	22	20+20	6	454179	34471748
200	≤C12	15	5	35	29+29	-	454172	34417407
200	≤C20	25	5	35	29+29	-	454173	34418076

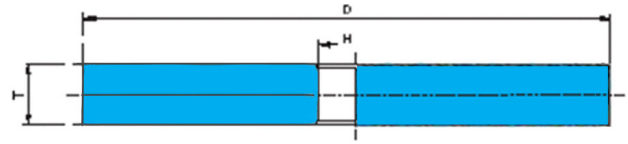


Trapezoidal edge wheels continuous band REVERSE

Ø	Glass	T	X	U	P	H	slots	water holes	Drawing	Sysnr /gr.			
										D151	D107	D76	D64
100	C 6	15	3	8,5	2,5	22	12	6	410537	34462500		34494423	
100	C 8	15	3	9	1,75	22	12	6	410534	34452046		34468425	34470679
100	C 10	20	3	12,5	2,5	22	12	6	410535	34451572		34470502	34470501
100	C 12	20	3	14,5	2,5	22	12	6	410536	34451581		34470504	34470503
100	C 16	28	3	19,5	3	22	12	6	411662	34453158		34464525	34470680
100	C 20	28	3	23,5	3	22	12	6	411667	34470943		34470945	34470944
150	C 6	14	3	8,5	2,5	22	16	6	413532	34430569	34464527	34459015	
150	C 8	20	3	10,5	2,5	22	16	6	412971	34421858	34421859	34459016	
150	C 10	20	3	12,5	2,5	22	16	6	412968	34397394	34438621	34470374	
150	C 12	20	3	14,5	2,5	22	16	6	412976	34430737	34436645	34433521	
150	C 16	28	3	19,5	3	22	16	6	412980	34471363	34471364	34471365	
150	C 20	28	3	23,5	3	22	16	6	412981	34471366	34471367	34471368	
200	C 6	15	3	8,5	2,5	35	20	-	416865	34471236	34471237		
200	C 8	20	3	10,5	2,5	35	20	-	416856	34417565	34421288		
200	C 10	20	3	12,5	2,5	35	20	-	416864	34470898	34470899		
200	C 12	20	3	14,5	2,5	35	20	-	416858	34429409	34470375		
200	C 16	28	3	19,5	3	35	20	-	416866	34471468	34471469		
200	C 20	28	3	23,5	3	35	20	-	416867	34471501	34471502		

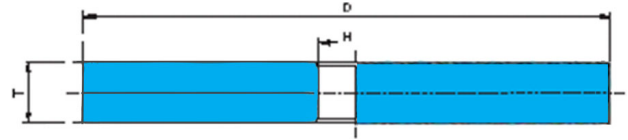
*Beware: while Ø100 and Ø150 wheels are H=22 (standard CNC tools). Ø200 wheels are H=35 (Forel machines). For other machine attachments, please ask to our agent or customer service.

POLISHING WHEELS FOR CNC



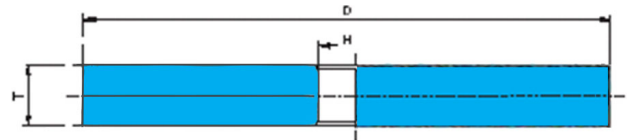
Flat peripheral wheels Ø100mm - H=22mm

Ø	T	H	Specification	water holes	Drawing	Sysnr	Unit of Purchase
100	10	22	FACE-I1	4	945040	34458041	4 Pcs per box
100	15	22	FACE-I1	4	945070	34012387	4 Pcs per box
100	20	22	FACE-I1	4	945110	34511083	4 Pcs per box
100	25	22	FACE-I1	4	945164	34049153	4 Pcs per box
100	30	22	FACE-I1	4	945132	34407597	4 Pcs per box



Flat peripheral wheels Ø150mm - H=22mm

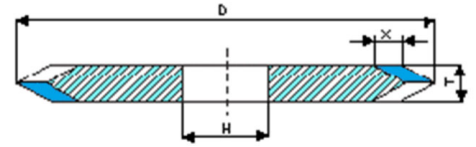
Ø	T	H	Specification	water holes	Drawing	Sysnr	Unit of Purchase
150	10	22	FACE-I1	6	945342	34458042	4 Pcs per box
150	15	22	FACE-I1	6	942052	34058007	4 Pcs per box
150	20	22	FACE-I1	6	942040	34244362	4 Pcs per box
150	25	22	FACE-I1	6	942045	34058008	4 Pcs per box
150	30	22	FACE-I1	6	942356	34244363	4 Pcs per box



Flat peripheral wheels Ø200mm - H=35mm

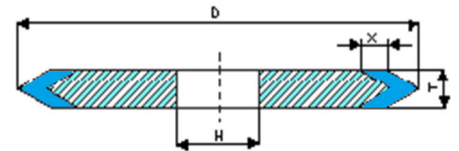
Ø	T	H	Specification	water holes	Drawing	Sysnr	Unit of Purchase
200	10	35	FACE-I1	-			4 Pcs per box
200	15	35	FACE-I1	-	945738	34491382	4 Pcs per box
200	20	35	FACE-I1	-	945738	34314697	4 Pcs per box
200	25	35	FACE-I1	-	945826	34378076	4 Pcs per box
200	30	35	FACE-I1	-	945739	34040334	4 Pcs per box

GROOVING WHEELS - SHAPE V (H=22mm)



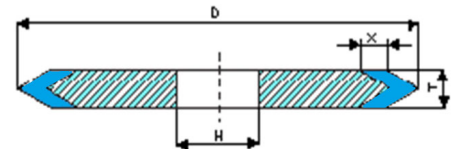
Grooving wheels - Shape V - Ø140 - segmented

Ø	T	X	H	Angle	Drawing	Sysnr /gr.
400						
140	4	3	22	150°	460410	34013372
140	6	3	22	150°	460404	34012683
140	8	3	22	150°	460412	34010051
140	10	3	22	150°	460415	300706
140	12	3	22	150°	460609	34010054



Grooving wheels - Shape V - Ø140 - continuous band

Ø	T	X	H	Angle	Drawing	Sysnr /gr.
400						
140	4	3	22	160°		
140	5	3	22	160°		
140	6	3	22	160°	461086	34010069
140	7	3	22	160°		
140	8	3	22	160°		
140	10	3	22	150°	460871	34164552
140	12	3	22	156°	460788	34010059



Grooving wheels - Shape V - Ø150 - continuous band

Ø	T	X	H	Angle	Drawing	Sysnr /gr.
400						
150	4	3	22	156°		
150	5	3	22	156°		
150	6	3	22	156°		
150	7	3	22	156°		
150	8	3	22	156°		
150	10	3	22	156°	461105	
150	12	3	22	156°		

SPECIAL TOOLS FOR SPECIFIC MACHINES

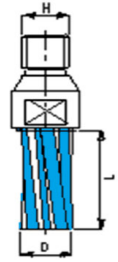
Vincent developed a wide range of special tools for specific CNC machines. The following list and the next pages of the catalogue include only some of them. If your machine is not included in this list please contact our Reseller or our Customer Service.

- CMS BREMBANA - Profile
- CMS BREMBANA - Vertec
- FOREL - "EG01"
- FOREL - "EG02"
- FORVET - Francesca
- INTERMAC - Vertmax
- LISEC
- SYSTRON - esX

SPECIAL TOOLS FOR CMS BREMBANA Profile & Vertec

milling cutters - Total length 95mm

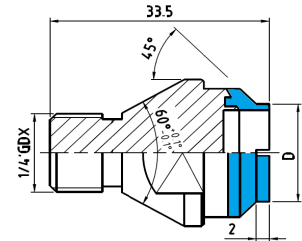
Ø16 - Ø20mm - 1/2" GAS



D	L	Total length	Fitting	Segments	Bond	Drawing	Sysnr /gr.	
							M10	M101
16	44	95	1/2" Gas DX	4 segments	BN	439244	34048888	
20	44	95	1/2" Gas DX	4 segments	BN	439264		34439642

Core Drills - CMS Profile - 1/4" GAS

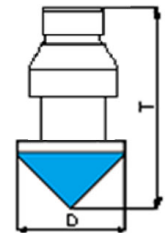
Core Drills - 1/4" GAS - (FLTT) - (RD3950)



T	Fitting	Spec.	Ø	Sysnr	Ø	Sysnr
33,5	1/4" Gas DX	FLTT	4		5	34063200
33,5	1/4" Gas DX	FLTT	6	34063251	7	34063252
33,5	1/4" Gas DX	FLTT	8	34063253	9	34232208
33,5	1/4" Gas DX	FLTT	10	34063254	11	34401244
33,5	1/4" Gas DX	FLTT	12	34047942	13	34266056
33,5	1/4" Gas DX	FLTT	14	34063255	15	34063256
33,5	1/4" Gas DX	FLTT	16	34047943	17	34404921
33,5	1/4" Gas DX	FLTT	18	34063257	19	34255176
33,5	1/4" Gas DX	FLTT	20	34047941	21	
33,5	1/4" Gas DX	FLTT	22	34063258	23	34232209
33,5	1/4" Gas DX	FLTT	24	34063259	25	34047944
33,5	1/4" Gas DX	FLTT	26	34063260	27	
33,5	1/4" Gas DX	FLTT	28	34063281	29	
33,5	1/4" Gas DX	FLTT	30	34063282	31	
33,5	1/4" Gas DX	FLTT	32	34063283	33	
33,5	1/4" Gas DX	FLTT	34		35	34063285
33,5	1/4" Gas DX	FLTT	36	34289531	37	
33,5	1/4" Gas DX	FLTT	38		39	
33,5	1/4" Gas DX	FLTT	40	34063287	41	
33,5	1/4" Gas DX	FLTT	42	34063288	45	34063289

Countersink - Total length 95mm

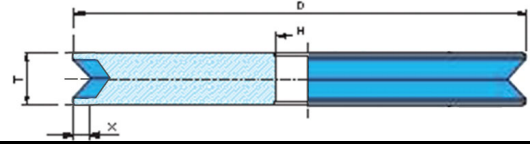
Countersink - 1/2" GAS



Ø	T	Angle	Fitting	Drawing	Sysnr /gr.
					D91
35	95	90	1/2" Gas DX	480160	34012435
50	95	90	1/2" Gas DX	480175	34021481

SPECIAL TOOLS FOR FOREL "EG01"

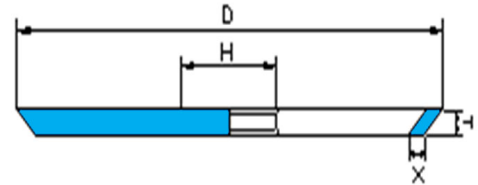
V-90° wheels - Ø144mm - continuous band



Glass	T	X	H	Angle	Drawing	Sysnr /gr.
						230
≤C15	33	3	22	90°	434315	34010514
≤C15	33	5	22	90°	434295	34009313

SPECIAL TOOLS FOR FOREL "EG02"

Inclined peripheral wheels 45° - Ø100mm - continuous band

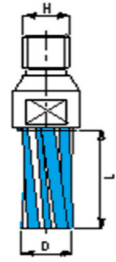


Glass	T	X	H	Angle	Drawing	Sysnr /gr.
						230 270 325
≤C15	8	3	22	45°	432014	549321 34012867 534438
≤C25	13	3	22	45°	432359	34010512 34263154 34009946

SPECIAL TOOLS FOR FORVET Francesca

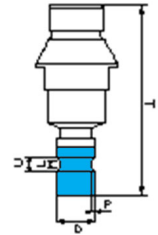
milling cutters - Total length 108,50mm

Ø10 - Ø20mm - 1/2" GAS



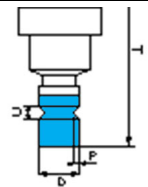
D	L	Total length	Fitting	Segments	Bond	Drawing	Sysnr /gr.
M102							
10	22	108,5	1/2" Gas DX	4 segments	BN	439229	34032623
15	22	108,5	1/2" Gas DX	4 segments	BN	439245	34051146
20	20	105	1/2" Gas DX	6 segments	BN	439150	34031563

Routers Ø14mm - T=108mm



Trapezoidal edge routers Ø14mm - 1/2" GAS

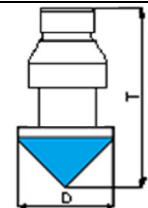
Glass	T	L	P	water holes	slots	Fitting	Drawing	Sysnr /gr.
sole position 230								
C 3	108	1,5	1,5	1	1	1/2" Gas DX	410216	34040190
C 4	108	2	2	1	1	1/2" Gas DX	410217	34040191
C 5	108	3	2	1	1	1/2" Gas DX	410218	34040192
C 6	108	4	2	1	1	1/2" Gas DX	410219	34040193
C 8	108	5	2	1	1	1/2" Gas DX	410220	34040194
C 10	108	7	2	1	1	1/2" Gas DX	410221	34013348
C 12	108	9	2	1	1	1/2" Gas DX	410222	34040195
C 15	108	12	2	1	1	1/2" Gas DX	410223	34040196
C 19	108	16	2,5	1	1	1/2" Gas DX	410224	34040197



Pencil edge routers Ø14mm - 1/2" GAS

Glass	T	U	P	water holes	slots	Fitting	Drawing	Sysnr /gr.
sole position 230								
C 3	108	4	1,5	1	1	1/2" Gas DX	400479	34040149
C 4	108	5	2	1	1	1/2" Gas DX	400480	34040181
C 5	108	6	2	1	1	1/2" Gas DX	400481	34040182
C 6	108	7	2,3	1	1	1/2" Gas DX	400482	34040183
C 8	108	9	2,5	1	1	1/2" Gas DX	400483	34040184
C 10	108	12	2,8	1	1	1/2" Gas DX	400484	34040185
C 12	108	14	3	1	1	1/2" Gas DX	400485	34040186
C 15	108	16	3	1	1	1/2" Gas DX	400487	34040188
C 19	108	21	3	1	1	1/2" Gas DX	400488	34040189

Countersink - T=95mm

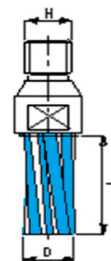


Countersink - 1/2" GAS

Ø	T	Angle	Fitting	Drawing	Sysnr /gr.
D91					
35	95	90	1/2" Gas DX	480160	34012435
50	95	90	1/2" Gas DX	480175	34021481

SPECIAL TOOLS FOR INTERMAC Vertmax

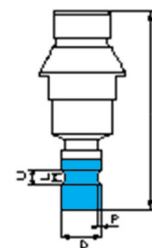
milling cutters - Total length 70mm



Ø10 - Ø20mm - 1/2" GAS

D	L	Total length	Fitting	Segments	Bond	Drawing	Sysnr /gr.	
							M9	M102
10	22	70	1/2" Gas DX	4 segments	BN			
15	22	70	1/2" Gas DX	4 segments	BN	439274		34496395
20	20	70	1/2" Gas DX	4 segments	BN	439275		34496606

Routers Ø14mm - Total length 70mm



Trapezoidal edge routers Ø14mm - 1/2" GAS

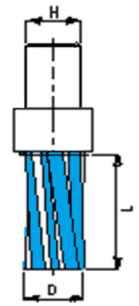
Glass	T	L	P	water holes	slots	Fitting	Drawing	Sysnr /gr.	
								sole position 230	
C 3	70	1,5	1,5	1	1	1/2" Gas DX	410173		34006281
C 4	70	2	2	1	1	1/2" Gas DX	410174		34009888
C 5	70	3	2	1	1	1/2" Gas DX	410176		34009889
C 6	70	4	2	1	1	1/2" Gas DX	410177		34006282
C 8	70	5	2	1	1	1/2" Gas DX	410178		726334
C 10	70	7	2	1	1	1/2" Gas DX	410179		721959
C 12	70	9	2	1	1	1/2" Gas DX	410180		34006283
C 15	70	12	2	1	1	1/2" Gas DX	410181		34006284
C 19	75,5	16	2,5	1	1	1/2" Gas DX	410172		34006280

Core drills and countersinks available (pag. 79 and 81)

SPECIAL TOOLS FOR LISEC (H=16mm)

milling cutters - LISEC - H=16mm

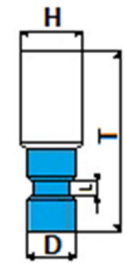
Ø10 - Ø20mm



D	L	Total length	Fitting	Segments	Bond	Drawing	Sysnr /gr.			
							M9	M10	M11	M101
10	22	63	Ø16mm	4 segments	BN	439246				34053678
16	44	63	Ø16mm	4 segments	BN	439253		34193831		
16	44	63	Ø16mm	4 segments	RDV3	439253				34378269
20	44	75	Ø16mm	4 segments	BN	439247		34053823		

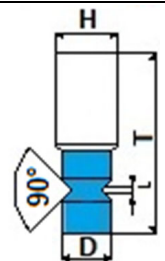
Routers Ø14mm - LISEC - H=16mm

Trapezoidal edge routers Ø14mm - H=16mm



Glass	T	Ø	L	water holes	slots	Drawing	Sysnr /gr.					
							120	140	170	200	230	270
C 4	63	14	2,5	1	1	411520			34282401		34282402	
C 5	63	14	3	1	1	411545			34282444		34282445	
C 6	63	14	4	1	1	411543			34282403		34282404	
C 8	63	14	5	1	1	411544			34282405		34282407	
C 10	63	14	7	1	1	411517			34282384		34282385	
C 12	63	14	9	1	1	411546			34282447		34282448	
C 15	63	14	12	1	1	411518			34282387		34372061	
C 19	63	14	15	1	1	411519			34282389			

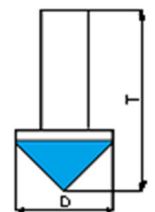
Arris router Ø14mm - H=16mm



Glass	T	Ø	L	water holes	slots	Drawing	Sysnr /gr.					
							120	140	170	200	230	270
≤C8	63	14	2	-	-	411472			34006371			

Countersink - LISEC - H=16mm

Countersink Ø35mm - H=16mm

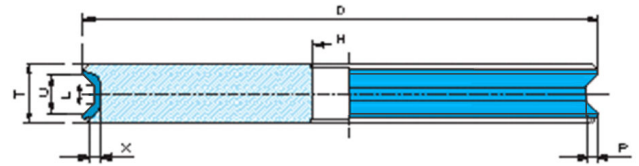


Glass	T	Ø	X	water holes	slots	Drawing	Sysnr /gr.					
							120	140	170	200	230	270
≤C35	63	35	3	-	-	480208			34187970			


SPECIAL TOOLS FOR SYSTRON esX

ARRIS - SYSTRON esX - Ø200mm

Ø200mm - H=90mm - continuous band



Glass	T	X	U	L	P	H	Angle	Drawing	Sysnr /gr.	
									D91	D107
C2/C3	11	2,5	7	1,4	2,8	90	90°	416178	34312527	
C4/C5	13	2,5	9	3	3	90	90°	416179	34312528	
C6/C8	16	2,5	12	4,6	3,7	90	90°	416192		34312529
C10/C12	18	2,5	13,5	7	3,25	90	90°	416193		34312530



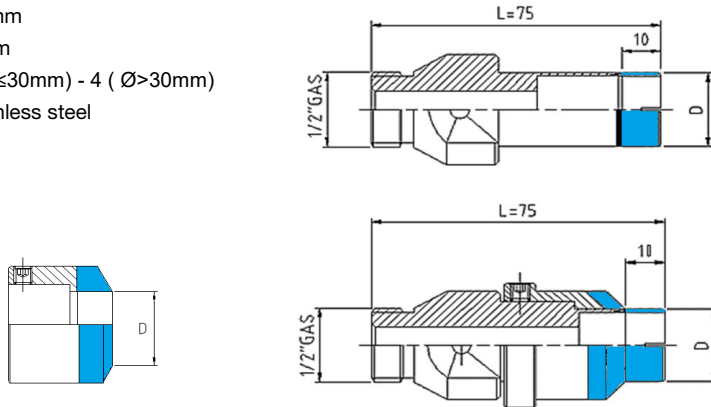


DRILLING TOOLS

DRILLING

Application recommendations

Fitting	1/2" gas
Total length	75 mm (69mm upon request & 95mm using adaptor)
Diameter	5mm - 70mm (<5 & >70mm upon request)
Working length	22 mm
Diamond rim height	10 mm
Rim Thickness	1 mm
Slots	2 (Ø≤30mm) - 4 (Ø>30mm)
Material	Stainless steel



Process parameters

Glass		Recommended peripheral speed	Drilling rate with water	Drilling rate with coolant	Countersink speed
Float	3-8	3 m/s	up to 2 mm/s	up to 2,5 mm/s	up to 0,25 mm/s
Float	10-19	3 m/s	up to 1 mm/s	up to 1,3 mm/s	up to 0,25 mm/s
Laminated	up to 30	3 m/s	up to 1 mm/s	up to 1,3 mm/s	up to 0,25 mm/s

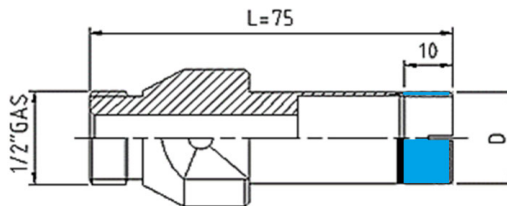
Operating conditions

Core Drills			
Ø	RPM	Per.speed	Max deep speed
5	8000	2,09	1,75 mm/sec
10	5600	2,93	1,75 mm/sec
15	3800	2,98	1,75 mm/sec
20	2800	2,93	1,50 mm/sec
25	2300	3,01	1,50 mm/sec
30	1900	2,98	0,75 mm/sec
40	1400	2,93	0,75 mm/sec
50	1200	3,14	0,50 mm/sec
60	1000	3,14	0,35 mm/sec

Core Drills with mobile countersink				
Ø	RPM	Per.speed	Max deep speed	Max count speed
5	8000	2,09	1,75 mm/sec	0,25 mm/sec
10	5600	2,93	1,75 mm/sec	0,25 mm/sec
15	3800	2,98	1,75 mm/sec	0,25 mm/sec
20	2800	2,93	1,50 mm/sec	0,25 mm/sec
25	2300	3,01	1,50 mm/sec	0,25 mm/sec
30	1900	2,98	0,75 mm/sec	0,25 mm/sec
40	1400	2,93	0,75 mm/sec	0,25 mm/sec
50	1200	3,14	0,50 mm/sec	0,25 mm/sec
60	1000	3,14	0,35 mm/sec	0,25 mm/sec

CORE DRILLS - L=75mm - Standard

Core Drills - L=75mm - LU=22mm

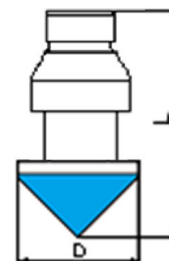


Core Drills - 1/2" GAS - (RD3592)

T	Fitting	Spec.	Ø	Sysnr	Ø	Sysnr
75	1/2" Gas DX	FLOT	3	34176568	4	34005468
75	1/2" Gas DX	FLOT	5	34007801	6	34008385
75	1/2" Gas DX	FLOT	7	34070226	8	34008366
75	1/2" Gas DX	FLOT	9	34005928	10	34056834
75	1/2" Gas DX	FLOT	11	34007794	12	34048255
75	1/2" Gas DX	FLOT	13	34011421	14	34005930
75	1/2" Gas DX	FLOT	15	34010561	16	34047477
75	1/2" Gas DX	FLOT	17	34011422	18	34070227
75	1/2" Gas DX	FLOT	19	34070229	20	34047478
75	1/2" Gas DX	FLOT	21	34011424	22	34067086
75	1/2" Gas DX	FLOT	23	34011425	24	34008387
75	1/2" Gas DX	FLOT	25	34047479	26	34067088
75	1/2" Gas DX	FLOT	27	34011427	28	34008389
75	1/2" Gas DX	FLOT	29	34011428	30	34008365
75	1/2" Gas DX	FLOT	31	34011429	32	34011430
75	1/2" Gas DX	FLOT	33	34011431	34	34047480
75	1/2" Gas DX	FLOT	35	34008390	36	34008391
75	1/2" Gas DX	FLOT	37	34011433	38	34011434
75	1/2" Gas DX	FLOT	39	34011435	40	34011436
75	1/2" Gas DX	FLOT	41	34007795	42	34011423
75	1/2" Gas DX	FLOT	43	34008386	44	34011426
75	1/2" Gas DX	FLOT	45	34008392	46	34008388
75	1/2" Gas DX	FLOT	47	34070232	48	34011432
75	1/2" Gas DX	FLOT	49	34005469	50	34008393
75	1/2" Gas DX	FLOT	51	34405172	52	34355371
75	1/2" Gas DX	FLOT	53		54	
75	1/2" Gas DX	FLOT	55	34208585	56	
75	1/2" Gas DX	FLOT	57		58	
75	1/2" Gas DX	FLOT	59	34213407	60	62475
75	1/2" Gas DX	FLOT	61		62	34254238
75	1/2" Gas DX	FLOT	63		64	
75	1/2" Gas DX	FLOT	65	34005470	66	34369169
75	1/2" Gas DX	FLOT	67	34290216	68	34203924
75	1/2" Gas DX	FLOT	69		70	704673

COUNTERSINK - L=75mm - Standard

Countersink - L=75mm

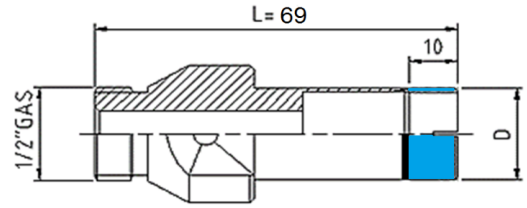


Countersink - 1/2" GAS

Ø	L	Angle	Fitting	Drawing	Sysnr /gr.
D91					
35	75	90	1/2" Gas DX	480193	34054069
65	75	90	1/2" Gas DX	480154	34054058

CORE DRILLS - L=69mm - Vertmax

Core Drills - L=69mm - LU=20mm

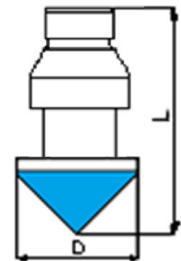


Core Drills - 1/2" GAS - (FLOT - RD4709)

T	Fitting	Spec.	Ø	Sysnr	Ø	Sysnr
69	1/2" Gas DX	FLOT	5		6	
69	1/2" Gas DX	FLOT	7		8	
69	1/2" Gas DX	FLOT	9		10	
69	1/2" Gas DX	FLOT	11		12	34500496
69	1/2" Gas DX	FLOT	13		14	34488618
69	1/2" Gas DX	FLOT	15		16	
69	1/2" Gas DX	FLOT	17		18	
69	1/2" Gas DX	FLOT	19		20	34500497
69	1/2" Gas DX	FLOT	21		22	
69	1/2" Gas DX	FLOT	23		24	
69	1/2" Gas DX	FLOT	25		26	
69	1/2" Gas DX	FLOT	27		28	
69	1/2" Gas DX	FLOT	29		30	
69	1/2" Gas DX	FLOT	31		32	
69	1/2" Gas DX	FLOT	33		34	
69	1/2" Gas DX	FLOT	35		36	
69	1/2" Gas DX	FLOT	37		38	
69	1/2" Gas DX	FLOT	39		40	
69	1/2" Gas DX	FLOT	41		42	
69	1/2" Gas DX	FLOT	43		44	
69	1/2" Gas DX	FLOT	45		46	
69	1/2" Gas DX	FLOT	47		48	
69	1/2" Gas DX	FLOT	49		50	
69	1/2" Gas DX	FLOT	51		52	
69	1/2" Gas DX	FLOT	53		54	
69	1/2" Gas DX	FLOT	55		56	
69	1/2" Gas DX	FLOT	57		58	
69	1/2" Gas DX	FLOT	59		60	
69	1/2" Gas DX	FLOT	61		62	
69	1/2" Gas DX	FLOT	63		64	
69	1/2" Gas DX	FLOT	65		66	
69	1/2" Gas DX	FLOT	67		68	
69	1/2" Gas DX	FLOT	69		70	

COUNTERSINK - L=69mm - Vertmax

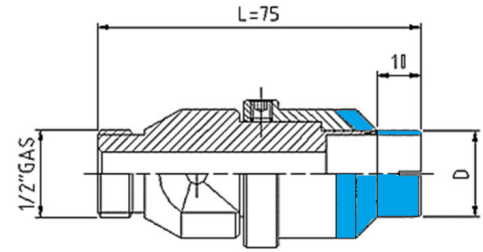
Countersink - L=69mm



Countersink - 1/2" GAS

Ø	L	Angle	Fitting	Drawing	Sysnr /gr.
					D91
35	69	90	1/2" Gas DX	481666	34455564
65	69	90	1/2" Gas DX	481693	34455796

CORE DRILLS WITH MOBILE COUNTERSINK - L=75mm - Standard



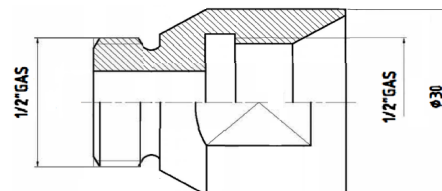
Countersink = continuous band

Core Drills with mobile countersink - 1/2" GAS - (RD3857)

T	Fitting	Spec.	Ø	Sysnr	Ø	Sysnr
75	1/2" Gas DX	FLOT			4	34153455
75	1/2" Gas DX	FLOT	5	34153456	6	34153457
75	1/2" Gas DX	FLOT	7	34153458	8	34153460
75	1/2" Gas DX	FLOT	9	34154601	10	34154602
75	1/2" Gas DX	FLOT	11	34154603	12	34047492
75	1/2" Gas DX	FLOT	13	34154604	14	34154605
75	1/2" Gas DX	FLOT	15	34154606	16	34047493
75	1/2" Gas DX	FLOT	17	34154608	18	34008422
75	1/2" Gas DX	FLOT	19	34008415	20	34034981
75	1/2" Gas DX	FLOT	21	34154609	22	34154610
75	1/2" Gas DX	FLOT	23	34154731	24	34154733
75	1/2" Gas DX	FLOT	25	34047494	26	34154734
75	1/2" Gas DX	FLOT	27	767641	28	34154736
75	1/2" Gas DX	FLOT	29	34154739	30	34155440
75	1/2" Gas DX	FLOT	31	34155482	32	34155483
75	1/2" Gas DX	FLOT	33	34155484	34	34155485
75	1/2" Gas DX	FLOT	35	34155234	36	34155486
75	1/2" Gas DX	FLOT	37	34155489	38	34155490
75	1/2" Gas DX	FLOT	39	34005785	40	34155512
75	1/2" Gas DX	FLOT	41	34155513	42	34155514
75	1/2" Gas DX	FLOT	43	34155515	44	34155516
75	1/2" Gas DX	FLOT	45	34155517	46	34155518
75	1/2" Gas DX	FLOT	47	34155519	48	34155521
75	1/2" Gas DX	FLOT	49	34155522	50	34155235
75	1/2" Gas DX	FLOT	51	34403054	52	34174936
75	1/2" Gas DX	FLOT	53		54	
75	1/2" Gas DX	FLOT	55	34155523	56	
75	1/2" Gas DX	FLOT	57		58	
75	1/2" Gas DX	FLOT	59		60	34155524
75	1/2" Gas DX	FLOT	61		62	
75	1/2" Gas DX	FLOT	63		64	
75	1/2" Gas DX	FLOT	65	34155525	66	
75	1/2" Gas DX	FLOT	67		68	34174937
75	1/2" Gas DX	FLOT	69		70	34155526

Spare core drills and countersinks are available on request (pag. 84 and 85)

Core Drills L75 to L95 Adaptor

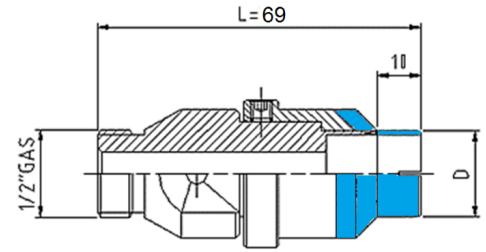


Core Drills L75 to L95 Adaptor

Ø	Fitting M	Fitting F	Drawing	Sysnr
30	1/2" Gas DX	1/2" Gas DX	639626	34158947

CORE DRILLS WITH MOBILE COUNTERSINK - L=69mm - Vertmax

Countersink = continuous band

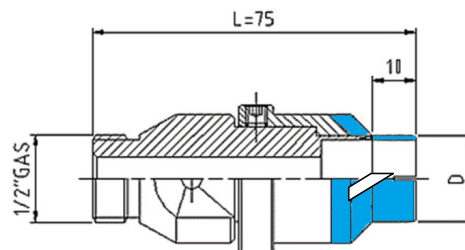


Core Drills with mobile countersink - 1/2" GAS - (RD4710)

T	Fitting	Spec.	Ø	Sysnr	Ø	Sysnr
69	1/2" Gas DX	FLOT	5		6	
69	1/2" Gas DX	FLOT	7		8	
69	1/2" Gas DX	FLOT	9		10	
69	1/2" Gas DX	FLOT	11		12	
69	1/2" Gas DX	FLOT	13		14	
69	1/2" Gas DX	FLOT	15		16	
69	1/2" Gas DX	FLOT	17		18	
69	1/2" Gas DX	FLOT	19		20	
69	1/2" Gas DX	FLOT	21		22	
69	1/2" Gas DX	FLOT	23		24	
69	1/2" Gas DX	FLOT	25		26	
69	1/2" Gas DX	FLOT	27		28	
69	1/2" Gas DX	FLOT	29		30	
69	1/2" Gas DX	FLOT	31		32	
69	1/2" Gas DX	FLOT	33		34	
69	1/2" Gas DX	FLOT	35		36	
69	1/2" Gas DX	FLOT	37		38	
69	1/2" Gas DX	FLOT	39		40	
69	1/2" Gas DX	FLOT	41		42	
69	1/2" Gas DX	FLOT	43		44	
69	1/2" Gas DX	FLOT	45		46	
69	1/2" Gas DX	FLOT	47		48	
69	1/2" Gas DX	FLOT	49		50	
69	1/2" Gas DX	FLOT	51		52	
69	1/2" Gas DX	FLOT	53		54	
69	1/2" Gas DX	FLOT	55		56	
69	1/2" Gas DX	FLOT	57		58	
69	1/2" Gas DX	FLOT	59		60	
69	1/2" Gas DX	FLOT	61		62	
69	1/2" Gas DX	FLOT	63		64	
69	1/2" Gas DX	FLOT	65		66	
69	1/2" Gas DX	FLOT	67		68	
69	1/2" Gas DX	FLOT	69		70	

Spare core drills and countersinks are available on request

CORE DRILLS WITH MOBILE COUNTERSINK - L=75mm - Standard



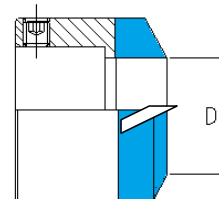
Countersink = continuous band + 4 slots

Core Drills with mobile countersink - 1/2" GAS - (RD4410)

T	Fitting	Spec.	Ø	Sysnr	Ø	Sysnr
75	1/2" Gas DX	FLOT 4S	5		6	
75	1/2" Gas DX	FLOT 4S	7		8	
75	1/2" Gas DX	FLOT 4S	9		10	
75	1/2" Gas DX	FLOT 4S	11		12	34360245
75	1/2" Gas DX	FLOT 4S	13	34360246	14	
75	1/2" Gas DX	FLOT 4S	15		16	
75	1/2" Gas DX	FLOT 4S	17	34360247	18	
75	1/2" Gas DX	FLOT 4S	19		20	
75	1/2" Gas DX	FLOT 4S	21		22	
75	1/2" Gas DX	FLOT 4S	23		24	
75	1/2" Gas DX	FLOT 4S	25		26	34351820
75	1/2" Gas DX	FLOT 4S	27		28	
75	1/2" Gas DX	FLOT 4S	29		30	34351823
75	1/2" Gas DX	FLOT 4S	31		32	
75	1/2" Gas DX	FLOT 4S	33		34	34360248
75	1/2" Gas DX	FLOT 4S	35		36	
75	1/2" Gas DX	FLOT 4S	37		38	34360249
75	1/2" Gas DX	FLOT 4S	39		40	
75	1/2" Gas DX	FLOT 4S	41		42	
75	1/2" Gas DX	FLOT 4S	43		44	
75	1/2" Gas DX	FLOT 4S	45		46	
75	1/2" Gas DX	FLOT 4S	47		48	
75	1/2" Gas DX	FLOT 4S	49		50	
75	1/2" Gas DX	FLOT 4S	51		52	
75	1/2" Gas DX	FLOT 4S	53		54	
75	1/2" Gas DX	FLOT 4S	55		56	
75	1/2" Gas DX	FLOT 4S	57		58	
75	1/2" Gas DX	FLOT 4S	59		60	
75	1/2" Gas DX	FLOT 4S	61		62	
75	1/2" Gas DX	FLOT 4S	63		64	
75	1/2" Gas DX	FLOT 4S	65		66	
75	1/2" Gas DX	FLOT 4S	67		68	
75	1/2" Gas DX	FLOT 4S	69		70	

Spare core drills and countersinks are available on request (pag. 82 and 84)

SPARE PARTS: COUNTERSINK FOR CORE DRILLS



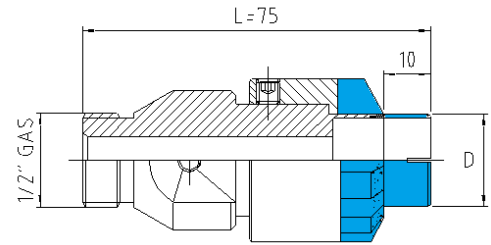
Countersink = continuous band + 4 slots

Countersink for Core Drills - (RD4461)

T	X	Spec.	Ø	Sysnr	Ø	Sysnr
29	5	FLOT 4S	≥ 5	upon request	≤ 70	upon request

CORE DRILLS WITH MOBILE COUNTERSINK - L=75mm - Standard

Countersink = segmented



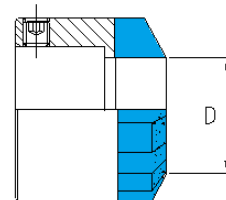
Core Drills with mobile countersink - 1/2" GAS - (RD4453)

T	Fitting	Spec.	Ø	Sysnr	Ø	Sysnr
75	1/2" Gas DX	FLOT	5		6	
75	1/2" Gas DX	FLOT	7		8	
75	1/2" Gas DX	FLOT	9		10	
75	1/2" Gas DX	FLOT	11		12	
75	1/2" Gas DX	FLOT	13		14	
75	1/2" Gas DX	FLOT	15		16	
75	1/2" Gas DX	FLOT	17		18	
75	1/2" Gas DX	FLOT	19		20	
75	1/2" Gas DX	FLOT	21		22	
75	1/2" Gas DX	FLOT	23		24	
75	1/2" Gas DX	FLOT	25	34401617	26	34414575
75	1/2" Gas DX	FLOT	27		28	
75	1/2" Gas DX	FLOT	29		30	
75	1/2" Gas DX	FLOT	31		32	
75	1/2" Gas DX	FLOT	33		34	
75	1/2" Gas DX	FLOT	35		36	
75	1/2" Gas DX	FLOT	37		38	
75	1/2" Gas DX	FLOT	39		40	
75	1/2" Gas DX	FLOT	41		42	
75	1/2" Gas DX	FLOT	43		44	
75	1/2" Gas DX	FLOT	45		46	
75	1/2" Gas DX	FLOT	47		48	
75	1/2" Gas DX	FLOT	49		50	
75	1/2" Gas DX	FLOT	51		52	
75	1/2" Gas DX	FLOT	53		54	
75	1/2" Gas DX	FLOT	55		56	
75	1/2" Gas DX	FLOT	57		58	
75	1/2" Gas DX	FLOT	59		60	

Spare core drills and countersinks are available on request (pag. 83 and 84)

SPARE PARTS: COUNTERSINK FOR CORE DRILLS

Countersink = segmented



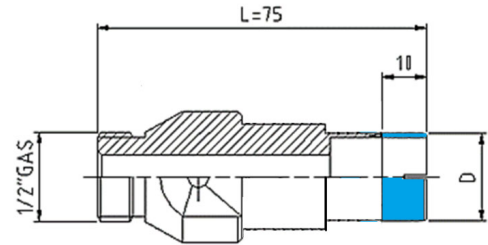
Countersink for Core Drills - (RD4462)

T	X	Spec.	Ø	Sysnr	Ø	Sysnr
29	5	FLOT	≥ 5	upon request	≤ 60	upon request

SPARE PARTS: CORE DRILLS FOR MOBILE COUNTERSINK - L=75mm

Core Drills - L=75mm - LU=15mm

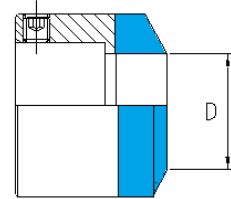
Core Drills - 1/2" GAS - (RD4151)



T	Fitting	Spec.	Ø	Sysnr	Ø	Sysnr
75	1/2" Gas DX	FLOTxSV	5		6	34377247
75	1/2" Gas DX	FLOTxSV	7	34428465	8	34426501
75	1/2" Gas DX	FLOTxSV	9	34377248	10	34377249
75	1/2" Gas DX	FLOTxSV	11	34426502	12	34288241
75	1/2" Gas DX	FLOTxSV	13	34216214	14	34288242
75	1/2" Gas DX	FLOTxSV	15	34216217	16	34288243
75	1/2" Gas DX	FLOTxSV	17	34290660	18	34290701
75	1/2" Gas DX	FLOTxSV	19	34290702	20	34288244
75	1/2" Gas DX	FLOTxSV	21	34288245	22	34288246
75	1/2" Gas DX	FLOTxSV	23	34290704	24	34288247
75	1/2" Gas DX	FLOTxSV	25	34288248	26	34216219
75	1/2" Gas DX	FLOTxSV	27	34216220	28	34290707
75	1/2" Gas DX	FLOTxSV	29		30	34288249
75	1/2" Gas DX	FLOTxSV	31		32	34290708
75	1/2" Gas DX	FLOTxSV	33		34	34290709
75	1/2" Gas DX	FLOTxSV	35	34290710	36	34290711
75	1/2" Gas DX	FLOTxSV	37		38	
75	1/2" Gas DX	FLOTxSV	39		40	34290712
75	1/2" Gas DX	FLOTxSV	41		42	34290713
75	1/2" Gas DX	FLOTxSV	43		44	
75	1/2" Gas DX	FLOTxSV	45	34290714	46	
75	1/2" Gas DX	FLOTxSV	47		48	34290715
75	1/2" Gas DX	FLOTxSV	49		50	34290716
75	1/2" Gas DX	FLOTxSV	51		52	
75	1/2" Gas DX	FLOTxSV	53		54	34377250
75	1/2" Gas DX	FLOTxSV	55	34217706	56	
75	1/2" Gas DX	FLOTxSV	57		58	
75	1/2" Gas DX	FLOTxSV	59		60	
75	1/2" Gas DX	FLOTxSV	61		62	
75	1/2" Gas DX	FLOTxSV	63		64	
75	1/2" Gas DX	FLOTxSV	65		66	
75	1/2" Gas DX	FLOTxSV	67		68	34444294
75	1/2" Gas DX	FLOTxSV	69		70	34360335

SPARE PARTS: COUNTERSINK FOR CORE DRILLS

Countersink = continuous band



Countersink for Core Drills - (RD4110)

T	X	Spec.	Ø	Sysnr	Ø	Sysnr
29	5	FLOT	5		6	34290959
29	5	FLOT	7		8	34290960
29	5	FLOT	9	34377521	10	34299777
29	5	FLOT	11		12	34288321
29	5	FLOT	13	34193509	14	34288322
29	5	FLOT	15	34193510	16	34288326
29	5	FLOT	17	34312540	18	34291001
29	5	FLOT	19	34291002	20	34288327
29	5	FLOT	21	34288328	22	34288329
29	5	FLOT	23	34364687	24	34288330
29	5	FLOT	25	34288341	26	34193521
29	5	FLOT	27	34193522	28	
29	5	FLOT	29		30	34288342
29	5	FLOT	31		32	34456718
29	5	FLOT	33		34	
29	5	FLOT	35		36	34364689
29	5	FLOT	37	34364690	38	34456719
29	5	FLOT	39		40	
29	5	FLOT	41		42	
29	5	FLOT	43		44	
29	5	FLOT	45	34291003	46	
29	5	FLOT	47		48	
29	5	FLOT	49		50	34291004
29	5	FLOT	51		52	34291005
29	5	FLOT	53		54	
29	5	FLOT	55	34193523	56	
29	5	FLOT	57		58	
29	5	FLOT	59		60	
29	5	FLOT	61		62	
29	5	FLOT	63		64	
29	5	FLOT	65	34364693	66	
29	5	FLOT	67		68	34291006
29	5	FLOT	69		70	

DRESSING STICKS FOR DRILLING STATION



Dimensions (mm)	Thickness	Grit	Unit of Purchase	Sysnr
200 x 50	8 mm	120	90	34388666

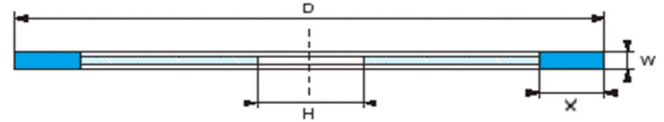


A close-up photograph of industrial machinery, likely a cutting or de-coating machine. The image shows a large, metallic, cylindrical component in the foreground, with a smaller, dark, cylindrical part attached to it. The background is a bright, slightly blurred industrial environment. The overall color palette is dominated by greys and blues, with a prominent blue rectangular overlay on the right side of the image.

CUTTING AND DE-COATING

CUTTING TOOLS

Saw blades for crystal glass



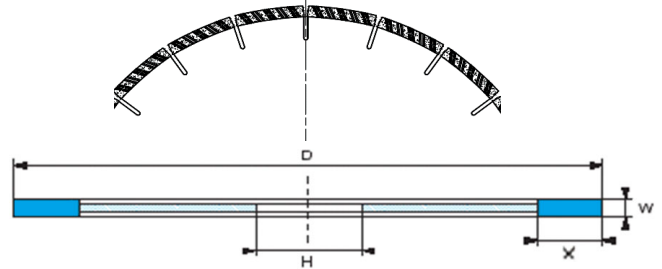
Continuous Band

Ø	H	X	W	Spec.	Drawing	Sysnr /gr.
D151						
100	20	10	1,2	B-A7	470028	34197980
150	25	10	1,5	B-A7	471013	34198001
200	25	10	1,6	B-A7	473016	34198002
250	25	10	1,8	B-A7	474027	34198003
300	25	10	2,2	B-A7	475039	34198004
350	25	10	2,4	B-A7	476024	34198007
400	25	10	2,8	B-A7	477029	34198008

Minimum Order Quantity: 2pcs of the same item

Saw blades for safety glass

BRAZZI driving holes: 4x11,5/130mm

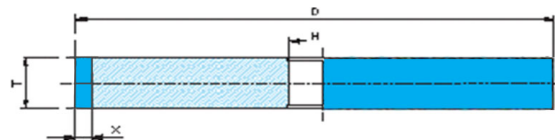


Segmented TURBO band

Ø	H	X	W	Spec.	Drawing	Sysnr /gr.
D251						
300	60	7	3	NBS	478110	34009318
350	60	7	3,4	NBS	478222	752998
400	60	7	3,7	NBS	478336	734080

WHEELS FOR DE-COATING

For removing metal coating from glass using portable grinders, vertical stationary machines or cutting tables (bridge machines)



Wheels For De-Coating Ø125 - Ø200

Ø	T	H	Spec.	Descr.	Max speed	Color	Sysnr
125	10	25,4	A80-BE1555/32	standard	32 m/s	brown	197789
125	10	76,2	A150-BE15TF	standard	20 m/s	brown	814865
150	10	25,4	A80-BE1555/32	standard	32 m/s	brown	790107
180	10	76,2	A150-BE15TF	standard	20 m/s	brown	328501
200	10	76,2	A80-BE1556	standard	20 m/s	blue	875523
200	10	76,2	A150-BE15TF	long life	20 m/s	brown	312972
200	20	76,2	A80-BE1556	standard	20 m/s	blue	892294
200	20	76,2	A150-BE15TF	long life	20 m/s	brown	834024
200	20	76,2	89A807-BE14TF	low RPM	20 m/s	yellow	621089
200	25	76,2	A80-BE1556	standard	20 m/s	blue	72799
200	25	76,2	A150-BE15TF	long life	20 m/s	brown	782837
200	30	76,2	A80-BE1556	standard	20 m/s	blue	641866

Minimum Order Quantity:

Ø125	30 pcs
Ø150	30 pcs
Ø180	20 pcs
Ø200	20 pcs

Price For Different Thicknesses:

Thickness of the wheel 10 - 14	same as thickness T=10mm
Thickness of the wheel 15 - 20	same as thickness T=20mm
Thickness of the wheel 21 - 27	same as thickness T=25mm

Application Recommendations:

Start with BLUE (BE1556) type and move to BROWN (BE15TF) for higher lifetime. Verify if cutting capability is still ok.

Recommended Parameters:

Pressure applied can change from 0,5 to 3,0 bars

Linear speed is based on coating and wheel type

The suitability of the wheel with the rpm of the machine is a parameter always to be checked

Product list - Drawing number

Drawing	Page	Drawing	Page	Drawing	Page	Drawing	Page	Drawing	Page
400116	53	403702	59	410255	52	412941	58	420479	31
400117	53	403703	59	410256	51	412942	58	420483	30
400148	53	403709	59	410257	51	412943	58	420497	21
400162	53	403739	59	410258	51	412946	58	420500	21
400163	53	403740	59	410259	51	412950	58	420527	29
400167	53	403741	59	410260	51	412968	63	420535	29
400168	53	403763	59	410261	51	412971	63	420537	29
400169	53	403764	59	410262	51	412976	63	420593	37
400176	53	403817	59	410306	54	412980	63	420594	37
400467	51	404370	21	410534	63	412981	63	420628	21
400479	70	405010	29	410535	63	413526	58	420682	39
400480	70	405025	29	410536	63	413527	58	420683	39
400481	70	405280	45	410537	63	413532	63	420744	25
400482	70	406005	45	410565	54	413595	60	420745	25
400483	70	406010	45	410568	54	413596	60	420746	28
400484	70	406011	45	410569	54	413597	61	420747	28
400485	70	406014	45	410572	54	413598	61	422096	24
400487	70	409105	60	410588	54	413624	59	422103	24
400488	70	409106	60	410589	54	413626	59	422105	24
400491	51	409107	60	411069	56	413628	58	422107	24
400492	51	409108	60	411073	56	413629	58	422110	24
400493	51	409109	60	411074	56	416178	73	422123	24, 25
400494	51	409110	60	411077	56	416179	73	422125	17
400497	51	409111	60	411078	56	416181	60	422128	17
400498	51	409112	60	411080	56	416182	60	422130	17
400504	51	409175	21	411102	56	416183	60	422131	17
400508	51	409628	59	411108	54	416184	60	422136	17
400536	55	410172	71	411109	54	416185	60	422137	17
400537	55	410173	71	411110	54	416186	60	422141	24
400539	55	410174	71	411111	54	416187	60	422187	38
400542	55	410176	71	411114	56	416188	60	422189	38
400543	55	410177	71	411472	72	416192	73	422191	38
400544	55	410178	71	411517	72	416193	73	422193	38
400545	55	410179	71	411518	72	416198	61	422195	38
400810	55	410180	71	411519	72	416818	61	422198	38
400813	55	410181	71	411520	72	416819	61	422206	38
400814	55	410190	52	411543	72	416821	61	422213	38
400817	55	410191	52	411544	72	416822	61	422214	38
400818	55	410192	52	411545	72	416823	61	422222	19
400989	55	410193	52	411546	72	416824	61	422224	19
401062	57	410196	52	411648	54	416825	61	422225	19
401066	57	410207	52	411650	54	416826	61	422234	19, 20
401236	57	410208	52	411651	54	416830	61	422236	19
401249	57	410216	70	411656	54	416832	61	422247	19
401250	57	410217	70	411662	63	416833	61	422328	23
401385	57	410218	70	411667	63	416834	61	422345	19
401386	57	410219	70	412806	58	416835	61	422347	27
401414	55	410220	70	412807	58	416856	63	422349	36
401415	55	410221	70	412932	58	416858	63	422404	27
403326	31	410222	70	412934	58	416864	63	422406	27
403327	59	410223	70	412935	58	416865	63	422407	27
403616	59	410224	70	412937	58	416866	63	422408	27
403627	37	410248	51	412938	58	416867	63	422411	27, 28
403628	59	410249	51	412939	58	420066	31	422419	27
403701	59	410254	52	412940	58	420137	21	422426	27

Product list - Drawing number

Drawing	Page	Drawing	Page	Drawing	Page	Drawing	Page	Drawing	Page
422433	27	425142	32	430100	53	452130	56	478110	88
422434	27	425153	23	430117	53	452131	56	478222	88
422546	35	425184	37	430118	53	452132	56	478336	88
422590	36	425211	36	431253	20	452134	56	480154	78
422592	36	425223	27, 29	431274	35	452139	56	480160	68, 70
422594	36	425224	32	432014	55, 69	452150	54	480175	68, 70
422596	36	425236	23	432272	57	452261	56	480193	78
422602	36	425237	23	432359	55, 69	452272	63	480208	72
422609	36	425238	28	432365	57	452273	63	481666	79
422617	36	425239	28	432366	55	452274	63	481693	79
422619	36	425241	35	432380	55	452275	63	639626	80
422630	32	425242	35	432390	55	452276	63	942040	64
422637	32	425244	20	432398	57	452277	63	942045	64
422663	38	425245	20	434295	69	454143	58	942052	64
422665	35	425257	33	434303	59	454145	58	942356	64
422672	35	425258	33	434315	69	454150	58	945040	64
422673	23	425288	36	434322	59	454155	58	945070	64
422674	23	425325	36	435078	46	454156	58	945110	64
422675	20	425326	24, 25	435098	46	454171	63	945132	64
422676	20	425336	17	439142	50	454172	63	945164	64
422684	33	425339	38	439144	50	454173	63	945342	64
422685	33	425357	36	439145	50	454174	63	945738	64
422713	30	425361	32	439146	50	454176	63	945739	64
422715	30	425373	25	439150	70	454177	63	945826	64
422718	30	425374	25	439159	50	454178	63	946461	19, 20, 24
422720	30	425504	30, 31	439183	50	454179	63		27, 30, 32
422730	30	425512	30	439198	50	455032	20		35, 36, 38
422826	24	425525	30, 31	439226	50	456031	60	946462	23, 28
422840	19, 20	425536	19	439229	70	456032	60	992864	52
422858	19	425565	21	439230	51	456033	60	E03324	45
422862	19	425566	19	439232	50	456034	35, 60	E03416	45
422925	38	425625	38, 39	439237	51	456037	61	E03418	45
422926	38	425631	38	439238	51	456038	61	E03497	45
424230	27	425655	27	439239	51	456057	35	E03516	45
424232	41	425751	37	439240	51	456059	20	EA0142	45
424259	32	425754	24	439241	51	456060	28	EA0144	45
424262	41	425762	35	439242	51	456065	61	RD3592	78
424263	41	425773	19, 20	439243	51	456066	28	RD3857	80
424265	41	425781	32	439244	68	456067	20	RD3950	68
424267	41	425790	19, 20	439245	70	460404	65	RD4110	85
424273	41	425791	36	439246	72	460410	65	RD4151	84
424277	41	425793	30	439247	72	460412	65	RD4410	82
424279	30	425797	17	439253	72	460415	65	RD4453	83
424309	41	425800	36	439264	68	460609	65	RD4461	82
425009	21	425801	23	439274	71	460788	65	RD4462	83
425018	19, 20	425802	27	439275	71	460871	65	RD4687	45
425080	27	425803	24	451007	52	461086	65	RD4709	79
425083	27	425804	38	451027	52	461105	65	RD4710	81
425091	36	425805	35	451031	52	470028	88		
425107	36	425806	19, 20	452120	54	471013	88		
425109	33	425807	28	452121	54	473016	88		
425127	30	425809	38	452122	54	474027	88		
425129	24	425811	32	452123	54	475039	88		
425136	38	425812	36	452124	54	476024	88		
425138	38	425814	30	452125	54	477029	88		

Product list - SYSNR

Sysnr	Page	Sysnr	Page	Sysnr	Page	Sysnr	Page	Sysnr	Page
18043	30, 31	577832	19	34005470	78	34008138	36	34009011	52
18045	30, 31	577844	19, 20	34005785	80	34008141	36	34009025	54
62475	78	579364	24	34005884	56	34008145	36	34009045	31
72799	89	579365	24	34005928	78	34008146	36	34009046	31
140099	54	588733	38	34005930	78	34008148	32	34009047	29
140106	50	594267	36	34006280	71	34008149	32	34009048	29
142217	50	596665	19	34006281	71	34008155	30	34009049	29
173883	31	607935	36	34006282	71	34008157	30	34009052	21
197789	89	607936	36	34006283	71	34008169	19, 20	34009058	24
300706	65	607938	36	34006284	71	34008175	19	34009059	24
300838	21	607939	36	34006287	52	34008176	19	34009063	24
300873	29	607940	36	34006288	52	34008190	38	34009064	24
300883	24	614273	36	34006352	54	34008191	38	34009065	17
300887	24, 25	614275	36	34006371	72	34008212	27	34009066	17
300893	38	614276	36	34006404	54	34008219	41	34009067	17
300896	38	621089	89	34006548	50	34008222	41	34009068	17
300899	38	626563	19	34006981	53	34008226	30	34009071	38
300908	30	626564	19, 20	34006982	53	34008230	19	34009072	38
300951	30, 31	634830	38	34007019	55	34008234	27	34009076	38
300953	30, 31	634832	38	34007118	52	34008235	27	34009077	19
300983	38, 39	634833	38, 39	34007136	54	34008236	36	34009078	19
312972	89	634834	38, 39	34007165	56	34008246	30	34009079	19
328501	89	641446	30, 31	34007444	55	34008250	32	34009080	19
453287	21	641447	31	34007631	54	34008255	23	34009081	19
453288	21	641448	31	34007632	54	34008270	36	34009082	19
453291	31	641866	89	34007711	54	34008275	27, 29	34009083	19
478449	24, 25	664529	19	34007713	54	34008280	36	34009085	27
485787	21	703711	19	34007714	54	34008293	32	34009088	27
485791	21	704669	30	34007794	78	34008298	30, 31	34009093	27
485795	38	704673	78	34007795	78	34008299	30	34009095	27
485799	38	704818	27	34007801	78	34008306	21	34009102	36
485801	21	704820	27	34008048	31	34008307	39	34009103	36
485802	21	704822	27	34008049	30	34008313	37	34009122	19
485803	21	704823	27	34008051	29	34008314	24	34009123	19
485804	21	707967	31	34008052	29	34008315	35	34009124	19
485807	38, 39	707972	31	34008055	37	34008320	32	34009125	19
514581	38	707973	31	34008077	24	34008322	19, 20	34009132	38
520076	50	708296	23	34008078	24	34008323	36	34009133	38
520101	50	715463	38	34008080	17	34008325	30	34009134	38
527780	37	718987	50	34008082	17	34008326	36	34009143	41
534438	55, 69	721959	71	34008083	17	34008327	38	34009144	30
549321	55, 69	726334	71	34008087	38	34008365	78	34009159	32
555897	39	734080	88	34008089	38	34008366	78	34009166	37
555898	39	752998	88	34008094	38	34008385	78	34009167	36
555899	39	765817	55	34008098	19	34008386	78	34009174	36
555900	39	767641	80	34008100	19	34008387	78	34009175	36
562758	27	782837	89	34008106	19	34008388	78	34009177	30, 31
562985	50	790107	89	34008112	36	34008389	78	34009191	37
569986	35	814865	89	34008115	27	34008390	78	34009192	35
574904	19	834024	89	34008117	27	34008391	78	34009194	36
575290	21	849423	50	34008118	27	34008392	78	34009229	55
575300	37	875523	89	34008121	27, 28	34008393	78	34009312	53
575301	37	892294	89	34008123	27	34008415	80	34009313	69
577799	37	34005468	78	34008126	27	34008422	80	34009318	88
577818	37	34005469	78	34008137	36	34008481	19, 20	34009333	36

Product list - SYSNR

Sysnr	Page	Sysnr	Page	Sysnr	Page	Sysnr	Page	Sysnr	Page
34009335	32	34010069	65	34011563	50	34013538	21	34013844	24
34009336	30	34010130	55	34011566	50	34013539	21	34013848	27
34009337	30	34010265	38	34011568	50	34013540	39	34013880	27
34009341	38	34010266	38	34011569	50	34013541	39	34013891	27
34009346	38	34010274	27	34011825	24	34013542	39	34013892	27
34009348	32	34010276	30	34011871	21	34013543	39	34013893	27
34009351	36	34010325	36	34011895	54	34013544	39	34013894	27
34009355	24, 25	34010326	36	34011896	54	34013547	39	34013895	27
34009358	21	34010336	55	34011897	41	34013548	39	34013896	27
34009359	21	34010411	36	34011933	56	34013553	52	34013897	27
34009360	21	34010414	27	34011951	55	34013554	52	34013898	27
34009449	52	34010488	52	34011956	37	34013611	52	34013899	27
34009450	52	34010495	38	34011958	37	34013612	52	34013911	27
34009463	54	34010497	30	34011959	37	34013614	55	34013954	30
34009467	17	34010499	24	34012108	55	34013615	55	34013955	30
34009468	38	34010502	38	34012112	54	34013616	57	34013956	30
34009469	38	34010506	36	34012269	37	34013617	57	34013957	19
34009470	19	34010512	55, 69	34012337	32	34013618	57	34013969	19
34009471	19	34010514	69	34012356	27	34013619	57	34013970	19
34009473	27	34010520	50	34012387	64	34013620	57	34013994	53
34009474	27	34010535	54	34012393	46	34013622	52	34014011	54
34009475	27	34010536	54	34012394	46	34013628	54	34014824	36
34009478	36	34010537	54	34012433	37	34013637	54	34014826	30
34009479	36	34010538	54	34012435	68, 70	34013766	17	34014827	30
34009480	36	34010539	54	34012449	31	34013767	17	34014828	30
34009575	37	34010540	56	34012683	65	34013768	17	34014829	30
34009581	38	34010541	54	34012723	50	34013769	17	34014830	30
34009582	19	34010550	61	34012777	27	34013770	17	34014831	30
34009583	27	34010551	61	34012867	69	34013777	17	34014840	38
34009589	27	34010561	78	34012888	38	34013778	17	34014841	41
34009592	37	34010630	52	34012965	38	34013781	17	34014842	41
34009593	37	34010655	46	34013006	38	34013782	17	34014843	41
34009594	37	34010770	24	34013048	29	34013783	17	34014845	41
34009888	71	34011319	29	34013110	54	34013784	17	34014846	41
34009889	71	34011320	29	34013116	19	34013785	17	34014848	30
34009891	52	34011421	78	34013144	54	34013786	17	34014849	29
34009903	54	34011422	78	34013265	30	34013788	53	34014850	29
34009906	54	34011423	78	34013266	30	34013797	54	34014887	30, 31
34009907	54	34011424	78	34013267	29	34013808	29	34014889	30, 31
34009946	55, 69	34011425	78	34013348	70	34013809	37	34014890	30
34009948	55	34011426	78	34013372	65	34013810	37	34014972	24
34009950	55	34011427	78	34013497	38	34013811	31	34014973	24
34009971	46	34011428	78	34013498	38	34013812	31	34018645	55
34009993	52	34011429	78	34013515	19	34013813	29	34018646	54
34010002	56	34011430	78	34013516	19	34013814	29	34018777	58
34010031	58	34011431	78	34013517	19	34013821	37	34021055	58
34010032	58	34011432	78	34013518	19	34013825	24	34021481	68, 70
34010034	58	34011433	78	34013519	19	34013829	24	34021504	27
34010041	60	34011434	78	34013520	19	34013833	24	34021506	27
34010042	60	34011435	78	34013521	19	34013835	24	34021507	27
34010043	60	34011436	78	34013527	21	34013838	24	34021537	54
34010044	35, 60	34011491	29	34013530	21	34013839	24	34025259	37
34010051	65	34011493	29	34013533	21	34013840	24	34025675	56
34010054	65	34011494	30	34013536	21	34013841	24	34027530	32
34010059	65	34011562	50	34013537	21	34013843	24	34027561	32

Product list - SYSNR

Sysnr	Page	Sysnr	Page	Sysnr	Page	Sysnr	Page	Sysnr	Page
34029113	52	34052199	57	34063281	68	34155522	80	34218857	27
34031366	32	34052894	56	34063282	68	34155523	80	34226610	61
34031563	70	34052895	56	34063283	68	34155524	80	34227137	45
34031894	55	34052896	56	34063285	68	34155525	80	34227911	20
34032623	70	34053020	35	34063287	68	34155526	80	34227912	28
34034981	80	34053102	20	34063288	68	34158947	80	34228085	56
34036563	20	34053310	55	34063289	68	34159930	57	34228086	56
34038918	41	34053678	72	34067086	78	34159931	57	34232106	58
34039704	53	34053726	19	34067088	78	34161237	28	34232208	68
34040149	70	34053727	19	34068883	35	34161238	28	34232209	68
34040181	70	34053823	72	34070226	78	34164552	65	34233240	55
34040182	70	34054051	28	34070227	78	34164921	57	34233271	55
34040183	70	34054058	78	34070229	78	34174936	80	34233272	55
34040184	70	34054069	78	34070232	78	34174937	80	34233276	55
34040185	70	34054398	57	34073224	57	34176568	78	34233297	55
34040186	70	34055716	54	34073327	57	34179266	54	34233298	55
34040188	70	34055729	31	34075989	27	34179267	54	34233299	55
34040189	70	34056609	55	34153455	80	34179268	54	34233311	55
34040190	70	34056790	56	34153456	80	34179269	54	34233314	55
34040191	70	34056834	78	34153457	80	34179322	54	34233376	51
34040192	70	34057647	56	34153458	80	34182465	54	34233377	51
34040193	70	34057699	56	34153460	80	34185488	58	34233378	51
34040194	70	34058007	64	34154601	80	34187609	61	34233379	51
34040195	70	34058008	64	34154602	80	34187970	72	34233380	51
34040196	70	34058015	56	34154603	80	34193509	85	34233401	51
34040197	70	34059924	27	34154604	80	34193510	85	34233402	51
34040334	64	34062674	51	34154605	80	34193521	85	34233403	51
34040630	50	34062675	51	34154606	80	34193522	85	34233884	59
34043289	36	34062676	51	34154608	80	34193523	85	34233885	59
34043290	36	34062677	51	34154609	80	34193831	72	34233886	59
34044219	57	34062678	51	34154610	80	34197980	88	34233896	58
34044220	57	34062680	51	34154731	80	34198001	88	34233992	56
34045697	27	34062701	51	34154733	80	34198002	88	34234766	58
34046048	50	34062702	51	34154734	80	34198003	88	34239761	20
34046061	41	34062703	51	34154736	80	34198004	88	34240461	58
34047477	78	34062704	51	34154739	80	34198007	88	34240462	53
34047478	78	34062708	51	34155234	80	34198008	88	34240463	53
34047479	78	34062709	51	34155235	80	34200656	61	34244362	64
34047480	78	34062710	51	34155440	80	34201805	61	34244363	64
34047492	80	34062721	51	34155482	80	34201806	55	34247918	52
34047493	80	34062722	51	34155483	80	34203924	78	34250679	52
34047494	80	34062752	51	34155484	80	34207541	35	34253846	55
34047941	68	34062757	51	34155485	80	34208585	78	34254238	78
34047942	68	34062793	51	34155486	80	34209300	56	34255176	68
34047943	68	34063200	68	34155489	80	34210118	59	34255447	50
34047944	68	34063251	68	34155490	80	34213407	78	34258965	35
34048255	78	34063252	68	34155512	80	34215567	59	34259855	45
34048888	68	34063253	68	34155513	80	34216214	84	34259856	45
34049153	64	34063254	68	34155514	80	34216217	84	34263154	69
34051146	70	34063255	68	34155515	80	34216219	84	34264936	53
34051390	56	34063256	68	34155516	80	34216220	84	34266035	58
34051411	56	34063257	68	34155517	80	34216458	35	34266056	68
34051412	56	34063258	68	34155518	80	34216459	35	34266540	55
34052197	57	34063259	68	34155519	80	34217706	84	34267310	36
34052198	57	34063260	68	34155521	80	34218856	27	34275420	52

Product list - SYSNR

Sysnr	Page	Sysnr	Page	Sysnr	Page	Sysnr	Page	Sysnr	Page
34277074	54	34290709	84	34316671	36	34371684	60	34379383	58
34277141	54	34290710	84	34321519	45	34371686	60	34379610	58
34277172	54	34290711	84	34346317	61	34371688	60	34379661	58
34277193	54	34290712	84	34349480	60	34371689	60	34380003	58
34277262	54	34290713	84	34351820	82	34371690	60	34380004	58
34279237	23	34290714	84	34351823	82	34371701	60	34380045	58
34280469	55	34290715	84	34353347	58	34371702	60	34380046	58
34282384	72	34290716	84	34355371	78	34371704	60	34380060	58
34282385	72	34290959	85	34357155	55	34371974	60	34380130	59
34282387	72	34290960	85	34358303	55	34371975	60	34380151	59
34282389	72	34291001	85	34358732	45	34371976	60	34380155	58
34282401	72	34291002	85	34358733	45	34371977	60	34380159	58
34282402	72	34291003	85	34360245	82	34371978	60	34380583	59
34282403	72	34291004	85	34360246	82	34371979	60	34380622	58
34282404	72	34291005	85	34360247	82	34372004	60	34380626	58
34282405	72	34291006	85	34360248	82	34372061	72	34380668	58
34282407	72	34294740	19, 20, 24	34360249	82	34372063	60	34380669	58
34282444	72		27, 30, 32	34360335	84	34372064	60	34380967	58
34282445	72		35, 36, 38	34362478	45	34372065	60	34380984	59
34282447	72	34294751	23, 28	34362978	61	34372216	60	34380985	59
34282448	72	34295739	45	34362979	61	34372217	60	34380989	61
34283936	56	34298039	38	34364687	85	34372218	60	34380990	61
34284913	38	34299777	85	34364689	85	34372541	60	34381007	58
34284914	24	34302244	23	34364690	85	34372542	60	34381111	58
34284915	19, 20	34302245	23	34364693	85	34372543	60	34381112	58
34284916	27	34304148	19	34365099	58	34372768	33	34381360	58
34284918	35	34304149	19	34366144	60	34373618	33	34381371	58
34284920	28	34304474	45	34367404	61	34373619	33	34381459	58
34288241	84	34304475	45	34369169	78	34375149	33	34381460	58
34288242	84	34305147	45	34369488	59	34375150	33	34381501	61
34288243	84	34305243	45	34369558	59	34376592	61	34381502	61
34288244	84	34308492	45	34369819	58	34377247	84	34381503	61
34288245	84	34308493	45	34370509	60	34377248	84	34381505	61
34288246	84	34309307	32	34370510	60	34377249	84	34381506	61
34288247	84	34310212	56	34370551	60	34377250	84	34381665	61
34288248	84	34311226	56	34370553	60	34377521	85	34381667	61
34288249	84	34312527	73	34370554	60	34377935	60	34381668	61
34288321	85	34312528	73	34370559	60	34377937	60	34381704	61
34288322	85	34312529	73	34370560	60	34377939	60	34381705	61
34288326	85	34312530	73	34370588	45	34377955	60	34381706	61
34288327	85	34312540	85	34370945	60	34377956	60	34381711	61
34288328	85	34313575	55	34370947	60	34377957	60	34381712	61
34288329	85	34314697	64	34370948	60	34378076	64	34381715	61
34288330	85	34315714	23	34371343	59	34378269	72	34381716	61
34288341	85	34315715	23	34371344	59	34378415	59	34381717	61
34288342	85	34316039	25	34371345	59	34378416	60	34381791	61
34289531	68	34316040	25	34371421	60	34378493	52	34381792	61
34290104	57	34316074	20	34371422	60	34378494	52	34381794	61
34290216	78	34316075	20	34371594	60	34379017	59	34381795	61
34290660	84	34316157	28	34371596	60	34379019	59	34381802	61
34290701	84	34316160	28	34371597	60	34379040	59	34381803	61
34290702	84	34316247	25	34371664	60	34379375	58	34381804	61
34290704	84	34316248	25	34371665	60	34379376	58	34381805	61
34290707	84	34316567	20	34371666	60	34379378	58	34381932	61
34290708	84	34316568	20	34371683	60	34379381	58	34381936	61

Product list - SYSNR

Sysnr	Page	Sysnr	Page	Sysnr	Page	Sysnr	Page	Sysnr	Page
34381938	61	34426043	59	34471236	63				
34381947	61	34426044	59	34471237	63				
34381948	61	34426045	59	34471302	63				
34381949	61	34426501	84	34471363	63				
34381950	61	34426502	84	34471364	63				
34382000	61	34427997	30	34471365	63				
34382051	61	34428465	84	34471366	63				
34382052	61	34429409	63	34471367	63				
34382053	61	34430569	63	34471368	63				
34382135	61	34430737	63	34471468	63				
34382137	61	34431132	63	34471469	63				
34382138	61	34433521	63	34471501	63				
34382140	61	34436645	63	34471502	63				
34382283	61	34438621	63	34471748	63				
34382284	61	34439642	68	34474451	63				
34383445	33	34444294	84	34478659	55				
34385797	61	34447689	41	34481068	55				
34388666	85	34447783	45	34487977	55				
34391582	61	34447784	45	34488618	79				
34395205	45	34451572	63	34491382	64				
34397300	59	34451581	63	34494423	63				
34397351	63	34452046	63	34496395	71				
34397394	63	34453158	63	34496606	71				
34401244	68	34455564	79	34500496	79				
34401617	83	34455796	79	34500497	79				
34403054	80	34456718	85	34511083	64				
34404921	68	34456719	85	34528329	55				
34405172	78	34458041	64	34528330	55				
34407597	64	34458042	64	34529091	55				
34408081	45	34459015	63	34547060	55				
34408082	45	34459016	63	34547091	55				
34408083	45	34462500	63						
34408084	45	34464525	63						
34408085	45	34464527	63						
34412496	45	34464574	63						
34413000	45	34468425	63						
34414575	83	34470191	63						
34415971	45	34470192	63						
34415972	45	34470374	63						
34417407	63	34470375	63						
34417565	63	34470501	63						
34418054	61	34470502	63						
34418076	63	34470503	63						
34418182	61	34470504	63						
34419341	45	34470679	63						
34419490	45	34470680	63						
34421288	63	34470898	63						
34421858	63	34470899	63						
34421859	63	34470943	63						
34426025	59	34470944	63						
34426026	59	34470945	63						
34426028	59	34471038	63						
34426030	59	34471123	63						
34426041	59	34471124	63						
34426042	59	34471157	63						

CATALOGUE

General information

The tools shown in this catalogue, the information regarding delivery, appearance, performance and dimensions shall comply with the according status at the time of printing. We develop our products continuously. We reserve the right to change without prior notice.

Reprinting as well as any kind of reproduction – even partially – is not permitted without the written permission of VINCENT SRL, 36016 Thiene/Italy.

Stampato su carta ecologica in quanto non viene utilizzato cloro per lo sbiancamento delle fibre durante la produzione della cellulosa ed è riciclabile al 100%

Printed on ecological paper as no chlorine is used for the bleaching of fibers during the production of cellulose and is 100% recyclable



info@vincent.tools - www.surfaces-group.it



SURFACES GROUP

VINCENT SRL a socio unico

Via dell'Elettronica, 6 | 36016 THIENE (VI) | Italy

Tel: +390445359911 Fax: +39 0445 370842

E-mail: info@vincent.tools | Web: www.vincent.it